

## THE LAHORE STORY

---

The Lahore Club was formed and affiliated to the  
National Pigeon Association in 1967



*19<sup>th</sup> century Lahores in India*

# THE LAHORE STORY

## Contents

<i>The History of the Lahore</i> .....	5
<i>Several Varieties of East Indian Pigeons – Chapter V - Fancy Pigeon by J C Lyell 1887</i> .....	6
<i>The Sherajee Pigeon</i> .....	6
<i>The Lahore Pigeon by H. E. Schneider</i> .....	7
<i>The Shiraz Pigeon</i> .....	8
<i>The Goolee Pigeon</i> .....	9
<i>The Low Tan</i> .....	9
<i>Extract from The Pigeon by Wendell Mitchell Levi - Published November 1941</i> .....	9
<i>Tracked the LAHORE back to 1760 “KABUTAR NAMAN” The Persian Treatise of Pigeons by Sayzid Mohamed Mussari (died 1770) dated 1760 Page 7 under SHIRAZI</i> .....	10
<i>The Lahore – Pigeons and All about Them by Major F M Gilbert, Published in USA</i> .....	11
<i>The Lahore - Pigeons of To-Day by various leading authorities published in 1957</i> .....	12
<i>The Lahore – by C A M Spruijt – 1927</i> .....	14
<i>Opinions of a German Pigeon Breeder</i> .....	19
<i>Promoting the Lahore</i> .....	19
<i>Formal Attributes and Other Markings</i> .....	19
<i>Markings and Colour</i> .....	20
<i>Colours of Breed</i> .....	21
<i>The Black Lahore</i> .....	22
<i>The Red and Yellow Lahore</i> .....	22
<i>The Lavender Lahore</i> .....	22
<i>The Blue Based Lahore</i> .....	23
<i>The Dun and Mealy Lahore</i> .....	23
<i>Lahore Show Preparation</i> .....	24
<i>Lahore – An International Pigeon Breed</i> .....	24
<i>Lahore – Also a Breed for the Beginner</i> .....	24
<i>Lahore Club News ---- Extracts from “Pigeon &amp; Pigeon World Magazine”</i> .....	26
<i>November 1962 – article by Dennis F Ison</i> .....	26
<i>April 1966 – article by Jimmy Mundell</i> .....	29
<i>May 1966 – article by Dennis Ison</i> .....	29
<i>February 1967 – article by T V Barford</i> .....	29
<i>March 1967 – article by R Bowers</i> .....	30
<i>June 1978 - article by John Allen</i> .....	30
<i>March 1982 – article by Tony Roden</i> .....	36

# THE LAHORE STORY

---

<i>April 1982 – article by Tony Roden .....</i>	<i>37</i>
<i>February 1983 – article by Tony Roden, including an article from Fred Lindner, USA .....</i>	<i>38</i>
<i>May 1983 – article by Tony Roden, including a letter from Fred Lindner, USA .....</i>	<i>41</i>
<i>June 1983 – article by Tony Roden.....</i>	<i>44</i>
<i>Feathered World Magazine – April 2004 - Letter from Germany – Mick Bassett .....</i>	<i>47</i>
<i>Club Members (Past and Present) and their Achievements.....</i>	<i>48</i>
<i>Marleen Brouwer at work in her studio in The Netherlands .....</i>	<i>51</i>
<i>Major Faults to look for when judging a Lahore today.....</i>	<i>52</i>
<i>Breeding Faults .....</i>	<i>53</i>
<i>Eye, Cere, Wattle, Neck and Beak Faults .....</i>	<i>54</i>
<i>Major Faults on top of Head.....</i>	<i>55</i>
<i>Foot feathering.....</i>	<i>55</i>
<i>Stance and Body Faults .....</i>	<i>56</i>
<i>Trimming a Lahore (by John Graves) .....</i>	<i>57</i>
<i>The Lahore by John Graves .....</i>	<i>58</i>
<i>The Lahore Club Secretaries .....</i>	<i>59</i>
<i>Formation of the Lahore Club .....</i>	<i>60</i>
<i>The Lahore Club Rules (current).....</i>	<i>61</i>
<i>The Lahore Club Standard (current).....</i>	<i>62</i>
<i>The Lahore Club Members (current paid up members).....</i>	<i>64</i>
<i>The Lahore Club Approved Judges (current).....</i>	<i>65</i>
<i>The Lahore Cups/Trophies and Shields (current).....</i>	<i>66</i>
<i>Colour Breeding Article.....</i>	<i>67</i>
<i>Lahores currently in Baghdad – photographs taken by Dick Hamer - Netherlands.....</i>	<i>69</i>
<i>Drawings by Dick Hamer – The Netherlands .....</i>	<i>70</i>
<i>Photographs of French and German Lahores of today .....</i>	<i>71</i>
<i>Silver Spoon.....</i>	<i>72</i>

# THE LAHORE STORY

---




*Le Pigeon De Lahore - 17th Century*




*Yellow colour Lahore of today*

# THE LAHORE STORY

## The History of the Lahore



In India in the 16<sup>th</sup> century Akbar, the Mughal emperor, took the birds on his travels, transported in small cotes



Pilpay's fable of the Raven, The Rat and the Pigeons – Above left the pigeons entangled in the net, watched by the fowler. Above right the pigeons being freed by the friendly rat. (The British Library, Johnson 54, Nos. 19 & 20)



A capriccio of fancy pigeons depicted beside a travelling dovecote, from a Mughal miniature dated c.1670. (copyright British Museum)




17<sup>th</sup> Century Lahores



17<sup>th</sup> Century Lahore



18<sup>th</sup> Century Lahore



Lahores in Germany in the 19<sup>th</sup> century - Note the white flights in the wing in those days



19<sup>th</sup> Century Lahores

## THE LAHORE STORY

*Several Varieties of East Indian Pigeons - Chapter V - Fancy Pigeon by J C Lyell 1887*

### The Sherajee Pigeon



*Fancy Pigeon Book by J C Lyell*

The Sherajee, so name in Bengal, but call Sherazie in Northern India, is a favourite pigeon through Hindostan. The name is no doubt, derived from the city of Shiraz, in Persia, where it might possibly have originated. This pigeon is, in shape and size, very similar to the tight-feathered Trumpeters common in this country before the so-called Russians were introduced. The head and beak of the Sherajee are the common type, the latter neither short, nor long and thin; and birds of good colour always have a reddish tinge on the eye ceres, beak wattles, and the edges of the mouth. The irides are dark hazel colour, the head is

unhooded, and the legs and feet are feathered. Long toe feathers, spreading out on each side, are much admired. The marking of the Sherajee is peculiar to itself, nothing similar to it being found in any other variety that I know of. The upper mandible is coloured, except with those colours that are generally accompanied by a flesh-coloured beak; and the marking, commencing at the beak wattle, runs over the head and down the back of the neck, till it meets the back and wings. Looked at in profile, the marking should show a clean division down the side of the neck; from behind, the neck appears all coloured, and from before, all white. The back, wings, and flight feathers are also coloured, the rest of the plumage being pure white.

A rarer variety of the Sherajee is that known as the Mottled. The breast of this variety must be well-mottled with single feathers, no two of which ought to touch each other. This is a kind of mottling peculiar to Indian fancy pigeons, being the reverse of what is required in this country, where standard mottling is always composed of single white feathers on a coloured ground. The Mottled Sherajee, when anything like perfect, becomes a very valuable pigeon and is often sold at so much the mottle; I was told, on good and satisfactory authority, that as much as 1000 rupees had been paid for a fine bird of this breed. While a few coloured feathers on the breast of the Sherajee only spoil what might otherwise be a good plain-breasted bird, when the number reaches to about thirty single, well-separated mottles, the value is reckoned something in the same way as that of the diamond, by squaring the number of feathers and multiplying by a price. After all, 1000 rupees, formerly equal to about £100 sterling, is no more than has been paid in this country for a Carrier, and Indian potentates are known to be as keen in acquiring the objects of their fancy as people of any other country.

The Sherajee can only be seen well in the collections of experienced pigeon fanciers, though no bird is more common in the places in Calcutta where pigeon shops abound. I have seen them in black, red, yellow, and dun, also in blue and silver, both barred and barless, and in many off colours. Those found for sale in the bazaars are generally of black marking, and often either bare or only half-feathered on the legs.

Some five or six hundred large vessels leave Calcutta for Great Britain every year, and few of them without some live stock on board as pets, for sailors are very fond of a monkey, parrot or pair of birds to amuse them with on the long voyage. In this way, many black Sherajee Pigeons, such as can be bought for 2s. or 3s. a pair, have reached this country, and

## THE LAHORE STORY

---

probably they have been coming for the last 200 years or more; but the earliest mention of this breed I know of in our literature, is in the Poultry Chronicle, vol. iii, page 443, in the report of the Prescott Show in Lancashire on the 4<sup>th</sup> July, 1855, as follows: "The pigeons seemed to be the subject of universal interest. Among these were two pens, quite new (and distinct as to variety), and which, we believe have never hitherto been shown at a public competition. We allude to birds entered as 'Tailors.' Why so called we know not, but are informed the original parent birds were imported from the Canada's (under than name), at an immense expense, by the late Earl of Derby, for the Knowsley aviary." And then follows the description of them, agreeing with what I have given of the Sherajee, except as to mottled breast and feathered feet, which shows them to have been merely sailors' pigeons, though called "Tailors"; and no doubt they were bought in Liverpool out of some East India vessel, the Canada's not having any such stock to part with. Again, at page 491 of the same volume, they are referred to by Mr. Brent as follows: "I beg to second Mr. Eaton's appeal to pigeon fanciers, and hope they will support the Anerley Show; and trust to see some of the rare varieties there, such as Laughers, Silk Fantails, Taylors and others".


In Brent's Pigeon Book, and Eaton's 1858 Treatise, the name of "Tailor" is dropped, and that of "Lahore", or "Martin" substituted, the former being given because Brent had found they came from that city, and the latter on account of their resemblance in marking to the Martin, or Window Swallow (*Hirundo urbica*).

### *The Lahore Pigeon by H. E. Schneider*


This pigeon also takes its name from its homeland which is the area around Lahore in the north-west of northern India. It has long been held as a distinct breed in its homeland. The Lahore pigeon was introduced during the seventies of the last century to England and was first seen in Germany about 15 years ago. Apart from this one finds knowledgeable collectors of this breed in Belgium and particularly in Austria and Switzerland. In Germany, this bird has not achieved the popularity which its unique colouring and shape might lead one to expect. In build, bearing and size the Lahore is comparable to the Strasser pigeon (see page 80). The head is smooth, short and wide with a high, domed brow. The beak is strong, of medium length, somewhat curved and rather pointed with small white nose warts. The beak colour is, on the underside, bright red and on the upper side, depending on the feather colour, between bright horn-colour and black. The eyes are large and dark-brown with small red eye rings. The neck is short, strong and slightly curved. The breast is broad, round and full. The better built the bird the more valuable it is. The back drops in line with the tail smoothly to the rear. The wings are broad, of medium length and are carried lying on the tail when closed. The tail is of medium length and closed. The legs are short, the feet strong and either un-feathered or covered, the latter being preferred. The colour of the Lahore pigeon should always be really rich and deep. So far, it comes in black, which, with respect to the depth of colour, is the most ideal, red, yellow and silver. Intensive red colour can be achieved over several years through pairing blacks and reds. Frequently, the breeder has to struggle with unexpected colours and brightness variations. Also, completely white variations appear sporadically, which faulty birds should be removed from the breeding programme. The markings of the Lahore pigeon should be as follows; throat, neck-edge, lower neck, breast, stomach and tail should be white, in particular the eye must be clear and surrounded by white feathers, as is very well shown in the picture. Brow, upper-head, upper and back of neck, back and wings including variations should be coloured. The richer

## THE LAHORE STORY

the colour the more correct the marking and therefore the more valuable the bird. Stocky, strong and harmonious form, rich colour and correct marking are the weightiest considerations when assessing this breed.



*Goolee*



*Goolee and Low Tan Lahores,  
(which originated from the Sherajee Lahore which is at the right  
of this picture*

During breeding the Lahore pigeon tends to sit too early, often forcing the breeder to intervene due to our harsh climate. Additionally, the youngsters are rather weak in their early days so it is recommended to feed the breeding birds substantially and with soft food to get really strong offspring. Relatively, the Lahore pigeon is agreeable and looks after the brooding and feeding with great care. Also, they allow the breeder to easily pair them as required. They happily move on to a new brood when the youngsters are ready to leave the nest. A flock of Lahore pigeons in various colours is an impressive sight and particularly so because of the unique markings as well as the high contrast of the dark with the white-ringed eyes. It is also to be wished, considering the good aforementioned characteristics of this breed that more breeders and fans will choose them than previously.

### **The Shiraz Pigeon**

The name of this pigeon is taken from the town of Shiraz. It is, as our picture shows, undoubtedly closely related to the Lahore pigeon, from which it only differs overall in its smaller size and the very heavily feathered feet. The markings are very similar to the Lahore, and are here described. According to Lyell it comes in blue with black bonding with black speckled pinions; according to other sources it also comes in red, yellow, dark brown and black, the last being valued the least. A special variation is those with flecked breasts, these must have the coloured flecks on an otherwise white breast sharply separated from each other by the white background. Such flecked birds are especially prized by rich Indian enthusiasts and Lyell, who has lived in India, reports that enthusiasts there consider every fleck fully isolated in the white background to increase the value and pay up to 1000 rupees (about 2000 marks) for a good pigeon of this type.



*Shiraz Pigeon*



# THE LAHORE STORY

## The Goolee Pigeon

This pigeon also comes from India. It is similar to the Lahore (see page 554) in its markings, the short-beaked English Tumbler (see page 411) in size, shape, and bearing and, to some extent, the shape of the head. However, the Goolee's brow is not so high and forward and the beak thinner and longer than the English short beaks. Additionally, there are differences in the markings from the Lahore, the Goolee is coloured on the upper head, nape, back of the neck and tail while the back and wings are white. The beak is thin, of medium length, reddish-white for the light-coloured and darker upper-beak tip for the dark coloured. The eyes are dark with flat reddish eye edges. The breast is prominently forward, the back medium-long and sloping, both being white.



*Goolee Pigeon*

The coloured tail is closed and carried higher than the wingtips. The wings, carried suspended, are white, often also - and these are the more valuable birds - with coloured flecks which are completely separated from each other by the white background. There are also Goolee pigeons which are multi-coloured and whose head, tail and wing feathers are marked in three different colours. The legs are short, the feet unfeathered and red in colour. The Goolee comes in black, blue, red and yellow colours on a white ground.

## The Low Tan

The Low Tan or Indian Ground-tumbler reminds one in its form and bearing of the Lahore.



*The Low Tan Pigeon*

The marking covers the whole head from throat to nape, adjacent to the back of the neck to the upper back. The wing-shields are black while the whole upper body is pure white. Indian authors tell us that this breed was already known before 1600 and is still found in Calcutta. The Low Tan is special in that, unlike other tumblers which perform in the air, it rolls over backwards on the ground or floor. Darwin knew of this pigeon and he described the tumbler thus: "One shakes the bird a little, places it on the floor and then it tumbles head-over-heels until one picks it up and blows on it". The bird provides entertainment at celebrations for Indian nobility and other rich enthusiasts but as far as our local breeding is concerned it is unimportant.

## Extract from *The Pigeon* by Wendell Mitchell Levi - Published November 1941

The Goolee (not the Gola (95) is another Indian breed which seems to have been imported to continental Europe and Great Britain at least eighty to ninety years ago, Lyell, who lived in India for a number of years, describes it (1887 p.125), saying that it was the chief favorite, with the Sherajee (Lahore), among Calcutta pigeon fanciers. Lavallo and Lietze (1905) apparently follow Lyell. De-Roo (1887 p.230) describes it as does Fontaine (1922, p225).

The Goolee is somewhat like the Short-faced English Tumbler in size and station; has a rather short beak; wings carried below the tail; and clean legs. Like many of the Indian breeds, it shows a well arched neck and high carried head. It is principally a white bird with colored markings. The colored head markings are somewhat similar to those of the present day Lahore. The balance of the bird is white save for the tail, possibly a few primaries, and breast and wing mottling. The Feathered World (1932 Year Book), p 539) portrays a recent

## THE LAHORE STORY

Goolee which is here reproduced. This is a tricolored bird, with black head and beak markings, and with wings and breast mottled with red. Birds with a dun-colored head and beak have yellow breast and wing markings. The bird portrayed doesn't carry its wings below its tail, which is unusual and possibly explained by the pose. The breed is unknown in the United States.



*The Goolee Pigeon - reproduced from "The Feathered World" Year Book 1932, by permission of A P Thompson, Editor*



*An ideal Goolee pigeon as portrayed by W. F Hollander*

Tracked the LAHORE back to 1760 "KABUTAR NAMAN" The Persian Treatise of Pigeons by Sayzid Mohamed Mussari (died 1770) dated 1760 Page 7 under SHIRAZI

### THE MANUSCRIPT POSSESSED BY DARWIN AND REFERRED TO AS A PERSIAN TREATISE ON PIGEONS IN HIS "VARIATIONS OF ANIMALS AND PLANTS" J. C. LYELL

They occur of all colours except blue. If the Khal (i.e. the head neck and tail) be black then the spots are red. If the Khal is of the colour of agar wood/reddish black/ or ark colour (Kasmi) or Rabati (colour of sugar candy) or purple (Tansi) or any other colour, the spots will be yellow. When the Khal is black and the red spots do not appear their young are marked like the Shirazi but the Shirazi has a white tail, and this kind has always some colour in theirs by which the one kind is easily distinguished from the other.

The 5<sup>th</sup> kind is Shirazi which comes from the City of Shiraz they are of one colour above, from their bills and head to the rump but the rest of the body beneath and the tail are white. Their general appearance resembles that of the Khal. They fly in circles, they may be found of all colours such as black, blue (nila) tawny (Babari) dove colour (Fakhti) grey or ark (Kasni) but the two latter are rare. But yellow and red are also found among Shirazi's and from crossing them, red and yellow Khals are produced. I have that come under the denomination of Kulary's have rounded tails and are called Jouk-dumi but among Shirazi's the occurrence of Kulasi or spotted tails is very bad. The 6<sup>th</sup> kind is Shustaru or Shustari

## THE LAHORE STORY

---

which comes from Shurter. Their heads which are crested and their tails are of the same colour and the rest of the body is white. They are also black, red, yellow, grey, blue and of amber colour and some of them are crested and others not. The 7<sup>th</sup> kind is Kola which is of swift flight. We have seen 3 colours in this kind of pigeon the first of them are the Burrai in which the Indies are large and red. Their original colour is blue, which is lighter than the wild blue pigeons but they also exist to be black, white, grey and (rekhta) or mixed colour. Red and yellow colours are never met with White.

The remarks below are by a fancier from India who had possessed the origin manuscript.

*The Khal chap generally produces young with varying plumage, sometimes the young resembles Shiraz's, but generally they produce is of the Khal's known by the names of Kulaing and Jouk-dumi, but in the former cases contrary to what occurs with the type Shirazi this kind has a coloured tail.*

*Babari is former Sabya which is dappled grey*

*From this cross are also produced Shakari & Ghagarai (deep red with tinge of black)*

*The original of this kind was Shustari which has been corrupted by the people of India in comment use to Shastari - Shustar is the name of a City when the Creator called this race into being in that City it was called Shustari - We have known them to have 4 colours in this kind - head and tail blue - amber - grey black. Papi (crested) and Mundras (pale headed or bald) both occur in this kind sometimes they are always white.*

### The Lahore - Pigeons and All about Them by Major F M Gilbert, Published in USA

This bird is much like the Runt. It is a large, quiet bird, plump and heavy. Most are black or dark coloured. The beak is heavy and the head coarse, the neck short and shoulders very wide and strong. The back is broad and short, and the whole bird is shaped like a wedge. The upper beak mandible is dark, and the lower, white or flesh, the white colour begins at the lower jaw, and seems to extend down the breast around the belly, vent and tail, and up the back. This leaves the entire wing, even to the back coverts, black or dark and makes a very peculiar dividing line. They are good breeders, but for some reason seem to have few admirers.


## THE LAHORE STORY

The Lahore - Pigeons of To-Day by various leading authorities published in 1957

The Lahore, as the name indicates, is an Indian breed. They were plentiful in Britain at one time, but have been nearly out of existence for some years.

However, there is a revival. We have them in black, red, yellow and lavender. It should be a big pigeon but size has gone down. The colour marking is unusual. The upper half of the head and back of the neck and the upper part of the body are coloured, and the wings and tail are white. The legs are grouse feathered, the beak is white.

It comes from the Punj, today Pakistan and is a true exotic; it is uncommon, beautiful and as it seemed at first, little suited to our climate. When it appeared in the 1870's at first in England and at the beginning of the 1880's in Germany, an enthusiastic reception accorded it. A less friendly fate drove others of these distinctively marked and robust pigeons to



Lahores in India (1860)

Europe; 'Professor Dr. Heck of Berlin, the well-known Zoologist and Director of the Berlin Zoological Garden informed me about a year ago that he had come into the possession of about 16 pigeons imported from India. These 16 pigeons, which had been left over as food stuff from a shipment of predatory animals, could therefore not be regarded as proper imports of pure bred pigeon. Of the large number of pigeons which were to serve the imported annuals as food 4 Bhatiae and 12 Lahores were left over. These were of quite distinctive corpulence, robust, proud and of powerful build with full, prominent breasts,

abundant foot feathering, deep posture and long, wide-feathered tails. Thus we must imagine in any case the first imported Lahores which were brought to Triest, Vienna and Dresden by the well-known pigeon fancier and breeder, the Austrian ships doctor Dr. Binder. ' (O Wittig, Chemnitz, in 'Our Domestic Birds' II Standard Pigeon Book, Fritz Pfenningstorf Edition, Berlin, undated).

What does it matter that some of these imported Indian pigeons had a short compact build, others a more extended build, some were stocking and others had smooth feet, others again had slightly mottled breasts? They were first exhibited as pure-breds at the 8<sup>th</sup> International Bird Exhibition of 1882 in Vienna by Dr Binder of Triest; other Lahores were shown as Indian imports among other Indian pigeons in London. A little later they appeared in Holland and Denmark and then in every pigeon-breeding country.

Generally the Lahore pigeon was and is considered as a breed of pigeon which is little bred. Up until the turn of the century there was little uniformity in its appearance until the long-bodied type asserted itself as the 'Mankel Lahore'. As imports from India did not take place for years - the first imports only reached this country again in 1924 - certain degeneration was continually observed. Therefore frequent changes of stock and breeding only with large, mature females were commended. The aftermath of these variable kinds are still to be observed even today. Yet up to the Second World War more than 200 birds took part in several special exhibitions - proof that the Lahore pigeon could not have been so rare and nor is it today.

## THE LAHORE STORY

---

Value is placed today on a strong broad but not too long appearance, a broad, full, well curved and protruding breast, a medium high standing and horizontal bearing of the body with a corresponding underbelly, for the underbelly is only sometimes in keeping with a broad, strong body, as otherwise the standing appears too high. In this it is like the Strasser pigeon. Thanks to its intense, glossy colour and its unique marking - the opposite of the hen-dappled marking - it could be counted as a coloured pigeon. Numerous standard descriptions also treated it as such; even in the 50's and 60's they led off the coloured pigeons even at our big shows. That they belong today to the fancy pigeons really definitively is a result of their size and shape; colour and marking are secondary characteristics according to the recognised maxim: first shape and size, then colour and marking. The fact does not need repeating that because of colour, their shapes and therewith the Lahore becomes plain pigeons.

The head of the Lahore is wide and round, and the line of the head passes over the steeply rising forehead, in a gentle arc over the skullcap and falls slightly down to the nape of the neck. The large eyes are deep dark brown; the rim is narrow and well supplied with blood. Through this the vitality and temperament of the pigeon becomes apparent; pale, light eye rims make the bird appear lifeless. The beak is of medium length, and strong and pure white in all colour variations. In young birds a slightly dark tinge to the beak is no great failing as the colour of the beak becomes lighter with increasing age in any case. In addition experience has shown that birds with a slightly tinged beak do not incline to spotting? A dark tinge is a sign of surplus pigment; for breeding such birds can be very valuable. Nostrils are white and inconspicuous.

Tie beck is relatively short (about 1/3 the body length from breast to the end of the tail). The line of the neck should be well visible; a full throat or dewlap is unsightly. The back is broad, falls somewhat away and is slightly arched. The long and very wide wings are carried closed on the tail which is also long with wide feathers. The legs are of medium length and provided with 3 to 5cm long stockings which cover the middle toes well. Muffing or too thin foot feathering is undesirable. The lower leg should be well visible although not striking. The plumage - long full-feathered and loose - lends the pigeon a well-rounded shape.

The colours black, red, yellow, silver, blue with black bands, hammered blue and are recognised. Now and then there are light birds with bands and mottling. These are the results of crossing and not permissible. The colours should be as deep, regular and glossy as possible. Like all breeds from the East, Lahores are powdered. Thus the colours, especially black, appear more or less dull. But one comes across not a few black Lahores with a green sheen. Because of the colour contrast blackbirds are the most widespread. With red birds a blood red colour is called for. For an ostensible improvement of the red, black birds had been bred in and still are. Crossed birds are recognisable from their dark, often sooty red and from the blue tinge of their wing tips. The colour of yellow birds should be intense. Occasionally people are accustomed to breeding in red Lahores so that the wing tips also are of a deep yellow. A very delicate silver colour is difficult to breed, for either the colour is too faint or the ends of the feathers are surrounded by a dark fringe which makes the colour shade appear cloudy. Birds of a hammered colour were bred from Strasser pigeons originally. They are rarely seen in this country but in East Germany they are to be found in perfection.

## THE LAHORE STORY

---

The marking is typical. It is the so-called mantel marking: throat, front of the neck, breast, belly, foot plumage, tail and under part of the back are pure white; the plumage to a distance of 3-5mm round the eye is also white. It is the so-called 'bridge'. On the contrary forehead, crown of the head, neck, nape and back of the neck, upper back and wings are coloured. A well-rounded neck marking is present. The breed can be kept in aviaries and free flying; it flies well although not exactly artistically. It is very tame and sociable in the cote; one may reliably expect 4-5 broods from it each year. Rearing of young is without problem. The pigeon inclines slightly towards adipose of course, so strict feeding is advisable as with other difficult breeds.

### The Lahore - by C A M Spruijt - 1927

When we had already published our great work on "Toys" we soon afterwards received writing from a few Lahore breeders saying they were sorry to see that their race had not been included. We then advised them that the Lahores ought not to be classed with the Toys. The entire type of the bird, the size, deviation of design, the colours, which are represented and not forgetting the land of origin, do not compare with the Toy in any respect.

Among all tame pigeon races the Lahore is one entirely to itself and can only be classed in an Asiatic or non-European pigeon race. The Lahore belongs to the latest known race. To the last race which has been brought over to Europe from a country over the seas, as in the case of many others, by our seafaring men. All races, through their being cultivated for many years in Europe are now marked as European breeds.

The Lahore originates from Asia from the City of Lahore in India. It was first brought from there in 1875 by a well-known Austrian breeder and fancier at that time, the ship's Doctor, Dr. Binder of Trieste, where they found many sympathetic fanciers.

It was about 1900 that they came from Vienna to Germany more especially Saxony where very soon one breeder was attracted by this particular race.

The very first breeder in Germany appears to have been the cemetery attendant in Döbeln, who possessed beautiful birds in black colour which were not in any respect less in quality than the present best shown birds.

On the contrary when the import of Lahores was only confined to a small group and never any new blood being introduced, the size of the Lahore, width of breast, back and foot feathering deteriorated very much. Especially in the years 1895 - 1910 this deterioration was very strong.

It was in 1911 that a special club was formed in Germany acting on good advice; they made great improvements by selecting for breeding purposes with older and the largest existing hens thus producing new colours as only black birds were then being imported.


Also other foreign countries became acquainted with the Lahore, such as Sweden and Denmark while we in Holland imported them for the first time in 1914; England imported from Holland and also direct the first Lahores in 1925. Germany imported sixteen Lahores

## THE LAHORE STORY

---

from India in 1925. These birds were shipped with other wild animals as food for certain animals during transport.

The characteristics of these Lahores are the extraordinary size of body, broad breast, rich feathering, short powerful legs, and long tail with broad flights.



### **COUPLE OF BLACK LAHORES**

*Of particular beauty, big, robust birds with a rare pretty design and excellent foot feathering. Especially the cock on left is very pretty, the hen on right has a somewhat striped under mandible. Breeder and Owner: C.A.M. Spruijt.*

This is how the Lahores looked like, about 1875 and acts as a guide, to be followed by all Lahore breeders.

Of the last mentioned many important shipping's are expected to Germany.

We find them in the Zoological Gardens in Berlin where they are especially cared for.

As a matter of course, the question of becoming acclimatized plays an important part, only after the birds, when feeling quite at home, can any breeding results be expected.

However before sufficient young birds exist for delivery it will take some years before the race is influenced and pressure brought in the German breeding pens.

From this it is now very clear that the Lahore must be a large, vigorous, powerful bird which the Coburg Lark closely compares with in dimensions; the breast very broad and far extending the whole body carried nearly level, giving the long tail a typical effect, the whole being borne on powerful, but short legs, which must be well feathered, this is the entire type of the Lahore.

We now get the different parts of the bird separately. The head is well rounded, forehead also, whereby very little submerging exists between root of beak and forehead. The head runs regular without occupant in the neck and is always plain headed. The beak, of which the colour especially forms an important point, is moderately long and powerful, bent a little at the tip. Must be by all coloured variations absolutely pure white, without the least colour, and covered with two refined white wattles, which are smoothly laid.

There was a great struggle for a long time regarding the beak colour because a group of Toy breeders wanted a black upper mandible this in connection with a coloured cap a least all Toy pigeon breeders, desire by all races a beak colour, corresponding with colour of head. The Club of Lahore breeders however at that time made an end to the matter, and decided that a white beak for all colour variations was absolutely desirable.

Still the breeder will be grateful to breed now and again a black or silver coloured Lahore with a somewhat coloured beak.

## THE LAHORE STORY

These are absolutely necessary for breeding purposes because constant breeding with pure white beaks is the reason often in the long run birds are born with too much spot whereby the nose or forehead feathers directly on the base of the beak are white instead of coloured which gives an ugly effect and is counted as faulty.



### **BLACK LAHORE HEN**

*Very pretty, robust bird, with good type, good design and prime foot feathering Pure white beak - Breeder and Owner: C.A.M. Spruijt*

A fault which propagates further and which makes the head design shorter and narrower, thus a bird with a rather coloured upper mandible is not out of place. We can share this point of view with some fanciers who do not wish to exclude an absolute first class bird with nearly invisible striped upper mandible from being awarded. Of course they ought never to have a first but to follow pure white beaks and not entirely be rejected.

The eye of the Lahore is placed comparatively low in the head is of large size and always entirely dark in colour. The eye skin is red not too high in colour and develops itself in accordance with age of bird.

The neck is very powerful and short, especially very broad at shoulders; the throat very little carved and sloping directly under the beak, without however as with the Oriental Frills, forming a gullet or bag.

The breast is very broad well-rounded and full which increases the massive appearance of the bird. Narrow breasted birds are undesirable and are mostly too small and too short in tail, therefore showing little type.

Back is broad nearly disappearing unnoticed in the heavy broad neck is carried as level as possible. A typical characteristic of the refined Lahore is often the somewhat high tail, as well as with the cock as with the hen, about the same as the Oriental Frills. The back extends in the long tail, consisting of 12 broad flights which are often carried somewhat spread out, especially when the bird flies up or when paying attention to the hen, then the tail is spread out like a fan.



### **BLACK LAHORE COCK**

*This powerful well-built bird, with prime foot feathering and colour, shows some prominent faults, viz, no space between nose and eye, black spot behind the eye, white spot near the shoulder. - Breeder and Owner: C.A.M. Spruijt*

The wings are long and broad not carried too closely laid resting very loosely on the tail where by the rump and upper tail covering remain visible.

The broad primary flights are founded at the ends. The legs are short still powerful and must be exactly straight and not too close together. X or O shaped legs are disastrous they must have proper feathering extending over the toes. On a good Lahore no red part of leg or toe may be seen.

The exact and somewhat rich foot feathering gives the bird a pleasant appearance. Clean legged or birds with featherless toes are excluded from awards and among



## THE LAHORE STORY

---

blacks and silver colours for certain. They can be used for breeding purposes provided they are coupled with a heavily feathered one. The Clean legged repeats itself with obstinacy. And now the design of the Lahore; the greatest peculiarity of the bird why which it strikes the fancier as well as layman and by which it being one of these races in which we have a no trouble in recognising. A design which absolutely deviates from all other designs which partly contrasts with that of the Huhnscheck.

Throat front of neck, breast, belly, rump and tail must be pure white, including a pure white broad bordering of 3-5 millimeters edging from the base of beak round the eye. Forehead, cap, neck and back part also upper part of the back, the wing covers and quills must be coloured.

Especially the edging of the white space round the eye shall be as pure and regular as possible, but this is very often, especially behind the eye to keep and large, then forming a spot in the black of the neck. Also both sides must be of same width and equal in shape. It often happens that the one side of the beak basis is too broad, leaving no room between base of beak and eye of the white edging, by which it then begins just behind the eye. If the white edging round the eye has many tiny coloured feathers this causes an irregular appearing. All such deviations in head designs are counted more or less as gross faults.

A very frequent fault is, a too narrow coloured back. The coloured back, shall from back of head, widen itself rapidly reaching to the wing butts, thus entirely covering the back. If this part is too narrow in colour then the white of the front part and breast becomes too wide, many white feathers frequently appearing in the back of neck, especially near the back between the shoulders. Such birds often suffer from having one or more white primary flights, mostly coupled with a small white spot. Such birds are worthless and ought to be cleared out. Just the opposite birds appear having too much black.

We have already mentioned the deviations in head, very often the consequence being one or more coloured tail flights. It may be on the outside or sometimes one or two in middle of tail; these are faults, which are difficult to get rid of in breeding especially the coloured tail flights repeat themselves with obstinacy.



**RED LAHORE HEN**  
*Bird of good quality. Build and wing covert colour very good. Head design shows a discolouring behind the eye and near the shoulder. Primary flights are somewhat light in colour. Foot feathering insufficient*

Less frequently is one half of breast too strongly coloured, between the end of wing butt and the thigh. Such birds excel very strongly in superior head design and fullness of colour. Faulty colours on lower or upper tail cover don't appear, also eyes of other colours.

The Lahore is not very rich in colour, and still or remarkable, the blue, do not exist with or without bars. The well-known blue pigeon colour is here altogether absent. Black, supreme brilliance, deep in colour, is the chief thing by having this the best birds is represented. Also dull black birds exist, covered with much powder these are up to the standard and must not be placed secondary.

## THE LAHORE STORY

---

The silver coloured are also good and very good birds exist in different shades form light to blue grey which look somewhat shaded or edged. Provided they are regular in colour are in such a manner admissible. We must endeavor to obtain a silver colour comparing with a silver coin, which has not been long in circulation.

Reds and yellows can be classed together but are very much being with the blacks and silvers, in size and colour. The colour of neck back and wing coverts are generally good especially among the reds, they having a beautiful deep red colour but the primary flights are mostly too faint in colour very often a blue stripe in the middle of feather among the yellows changing into nearly white. Very often the reds and yellows have a rather white spot and coloured tiny feathers on breast, belly and tail. The great difficulty in breeding and the young age of both colours shall in this respect as a standard not be too heavily criticized.

The Lahore is very calm bird in his loft and associates very easily with other races. Extraordinary diligent in hatching they rear their youngsters with great care, the young ones however even when a year old are owing to weather conditions subject to colds and paralysis in the muscles.

The older birds can stand the climate much better and further are of no trouble. They don't fly much, but appreciate open flight at all times. They require a dry sunny pen free from draughts both in winter and summer. They are easy to keep but desire plentiful feeding when they have youngsters.




**BLACK LAHORE HEN**  
*of superior colour, design and smart stature. Pure white beak. Toe feathers rather too short. Breeder and Owner: C.A.M. Spruijt*



**SILVER LAHORE HEN**  
*Smart in build, good head and neck design, pure beak colour. Rather insufficient in foot feathering. Breeder and Owner: C.A.M. Spruijt*

Introduction of fresh blood at the right time at least from birds from other districts is necessary and breeding from exclusive older birds sturdy and bin hens is strongly advisable.



**A RARE PRETTY TRIO OF LAHORES**  
*On the left is a black cock of particular size and pretty design, pure white beak and good foot feathering. In the middle a beautiful robust black hen with excellent design, brilliant colour and full foot feathering. On the right is a silver coloured cock with exact design and good colour. Foot feathering could be a somewhat longer and fuller. Breeder and Owner: C.A.M. Spruijt*

# THE LAHORE STORY

## Opinions of a German Pigeon Breeder

### Promoting the Lahore

Lahore pigeons are not represented at our large exhibitions in great numbers; this is due to the breeding difficulties and the necessary show preparation. I will come back to this point later. However, the breeder who perseveres with this breed will have a few losses. Therefore this breed is not recommended for the young breeder who will need to purchase a top price bird at an exhibition. When a little expense is wanted these breeders will be bitterly disappointed and the Lahore pigeon will need creativity, perseverance and commitment. Through this there will be joy when they are rewarded with a quiet and tame pigeon.



As said before Lahore pigeons do not appear in large numbers at our large exhibitions. We will never forget the memorable Nuremburg National 1989 with 232 Lahores shown and over 300 birds in our main club show. On the Agenda in 1990 in Langenburg/Westfalen was the uniting of both the Federal Republic of West Germany and the former DDR. Uniting both German States means that we can now admire over 400 pigeons.

### Formal Attributes and Other Markings

For the last 50 years the Lahore is still not classed as a colour pigeon. However as it is still today a form pigeon it is strictly vital to be fair to the Lahores formal attributes. For the last 50 years the Lahore pigeons are becoming bigger and stronger, however the Specialist Clubs together with the Specialist Judges have the sense to stop everyone over exaggerating and entering massive and bigger pigeons. It is necessary to adapt the breeding or this breed will die. Lahore pigeons are supposed to be something like the size of the Coburg Lark although in the show form they are naturally shorter and wider breasted. Lahores are supposed to be not too long but also not too short. The whole bird must have a harmonising effect. The novice judge and breeder must learn to recognise the right proportion at the first glance. Today long Lahores are un-harmonious and very often shown with dropped wings and too narrow flights. The demanded typical Lahore should also be not too short. If the breeder or judge is unsure then locate and consult the standard.

The standard demands a free stand, not too high. A pigeon at the HS show 1990 was standing erect but also not too deep. Why is it that all photographs of champion Lahores as again happened on this occasion do not show this? The entire effect to achieve shall be of high and harmonious.

When judging the breed and giving the awards do not forget the body posture. It should be almost horizontal and the back should lightly fall away. Backs that fall away strongly you will see especially with our Lavender Lahore. When such pigeons are observed no one is able to give an s.g. prize. The typical Lahore will be rounded out as in the Lahore picture with a clear stepped forward breast in front of the wing butts and full footwork. The footwork should have tight medium length muffs and well-structured vulture like feathers. In the new valid standard is the statement "be aware of the length of the muffs". It is important that the inner toes are covered so it fits in and harmonises with the whole effect. The muffs should not be the length that the Saxon Colour pigeons reach.

## THE LAHORE STORY

---

The strong neck should be medium length but not as ugly and thick as our American breeder friends want for their Lahores with a larger, wider and curved head. The head should not be flat topped and more or less spherical with also if possible a steep forehead should be endeavoured. A flat head is disapproved of but to my observation it has hardly been before. When judging there should be a clear distinction in the head between cock and hen; hens should have form in the head to recognise and the male should have no fall in the head in this respect. A separate standard for the cock and hen would be helpful to the hen and may be avoid the early exhibiting of cocks in the hen class. This manner to achieve advantage is unjustified.

A medium length, strong beak will be required. A thick and strong beak does not fit in with the picture of the Lahore pigeon. A lot of discussion and uncertainty has taken place, also with the standard application, referring to the colour of the beak. The beak colour should be clean, however a darker trace on the wattle of the young birds is allowed indeed for all of the colours of the Lahore pigeon. The dark trace on the wattle however is restricted and not reach the beak. The restriction that has been made on the beak colour is deliberately for the young birds and is state in the rules. Ideally the start of the forehead should be wide and the colour rising up over the head. The frightening blasé should be prevented. The dark trace on the wattle should disappear mostly in the second year of life. If these young birds are presented, can they unobjectionably achieve the highest mark? We forget that the Lahore pig headed colour forehead is demanded as well as a whiter beak that is also required.

Before the year of uniting we observed, especially with the black Lahores, a bird with long thin flights. Through this decrease the flight ability has also fallen. Generally they are still too long and we should try to eliminate this pigeon and wide feathers on the flights and tail are now required.

The eye colour should be dark and generally this is of no difficulty. Broken eyes and different colour eyes are extremely rare. It is difficult to achieve the demanded red eye cere with all of the colours in the Lahore. With the blue Lahore a paler eye cere is tolerated as in the standard. Also the yellow coloured Lahore, for a long time the eye cere has been pale but happily in the last year it has improved and become an obvious red.

### Markings and Colour

The unique marking of the Lahore gives it an extremely stunning and attractive appearance. The markings are named coat markings as the coloured feather parts start with the brow, over the neck and towards the back. The throat, next front, breast, stomach, foot feathering, tail and under part of the body are all white. Particular observation should be given to the head marking. The eye has to be locked in white plumage. Forehead, nape of neck, the front part of back including wings and flights are coloured. Lahores, like the Thuringian White Cap and the Thuringian White Bib are the only recognised breed shown with white foot feathering and colour flights. Another tribute to the Lahore is its coat markings. The markings should be as strong as possible, most young birds are strong enough in this point and they should not demand the standard.

Often there are white flights and coloured tail feathers, this makes the pigeon worthless for the exhibition. Also you should only use these birds for breeding in exceptional circumstances. This characteristic is stubborn and transmittable and will only lead to pure

## THE LAHORE STORY

---

white wings, although this very rare. The asking price for the bird should vary with mismarked wings or coloured feathers near the eye, mismarked flights or tail feathers. So many mismarked birds are shown in exhibitions.

The pigeon with the price s.g. should have 10 coloured flights and 12 tail feathers. I have seen an increased number of birds over the last year with more than 12 tail feathers. It is also not advisable to breed from these pigeons as the increased tail feathers are stubborn and will be passed onto the young. An especially difficult chapter is the white plumage brushed against the coloured head and beak marking in which the eye lies. The standard requires the eye to lie free in white plumage. In the earlier standard it states that the white graze above the eye should be 3mm to 5mm wide. This exact statement is now in the past and judges are not to assess the bird as such. If the graze is too wide then the coloured marking on the forehead will be narrow. The forehead hairline should be coloured. Birds with white forehead hairline should only be used for breeding in exceptional cases. This must be stamped out. The colour should reach the forehead hairline (wattle). A statement in millimetres is not necessary. The feather stripe above the eye should exist but not be too wide.

The coat (coloured feathers) will be on the back of the neck and on to the wings to reach the standard. Also the coat should not be too broad or the white feather stripe above the eye or white breast, stomach and tail feathers will disappear and be partially coloured. The novice breeder will try but the ideal is to balance the pairs. Pigeons with colour over the line but with other good characteristics should be left as the coat markings narrow with time. The white has a tendency to widen out.

How beautiful the Lahore is turning out to be. The colours black, red and yellow vary from dull to glossy. For the first 70 years the breed has been developing and suddenly the top performance birds in these colours mentioned are glossy. First the black Lahores shown are very rich in colour. Today they are beautiful and obviously the dull black Lahore or dull red and yellow Lahores have disappeared. Red and yellow are often mismarked with weak coloured flights. Here especially with the yellow take note. The feathers become faded when the summer arrives and the sun is out. In general this is not visible until the wings are open. This should not be regarded as a fault as is often complained about. Maybe the pigeon should be kept out of sunlight and kept in the dark. This may put it right but I sense it is not right for the bird.

### Colours of Breed

The recognised colours are black, lavender, red, yellow, and blue with or without black bars, mealy, blue and pale chequered as well as dun (previously known as marble). The most popular colours are black, followed by red, yellow and lavender. The other colours are generally left to the more committed breeder and are not for others to worry about.

Are these the only colours available today?

# THE LAHORE STORY

---

---

## The Black Lahore

When showing the black Lahore, this has the biggest contrast between the black coat and the white plumage. Is it this that makes it so attractive? I recently heard a visiting breeder at the latest specialist show use the phrase "monastery pigeon". As there are so many black Lahores the show standard is very high. Our ideal pigeon comes crowned with the richest colour and beautiful red eye cere.

What is there still to improve? The correct proportion, i.e. the necessary breast width, depth and shortness, often have a tendency to an opening back paired with under feathers. Also it must offer wider black feathers and better posture. However, it must have body or when in a standing position it is getting too high. Also the length of the muffs with many black Lahores must be limited; they must be short and possibly full. As already mentioned the colour has become richer today.

Onwards for the richest pigeon with plenty of grease quills, not narrow wing shields as in the past. Through consistent tips and hints the breeders and judges can achieve a clear improvement.

---

---

## The Red and Yellow Lahore

Both of these colours should be dealt with together as many breeders breed both colours and they can be good when crossed with each other. To achieve a right deep yellow it is almost necessary to cross the red and yellow. When red referring to breeding is with yellow a better colour is achieved. The dilute colours have naturally always had a tendency to have loose (hairy) feathers especially turning outwards. A complete smooth feather structure connected with a bright yellow or red shine is required especially with the cocks, and this was seen at the last Specialist Show. When breeding to achieve the high colour do not forget the form of the Lahore. A beautiful colour and markings is useless if the typical form characteristics are insufficient. We are able to find many pigeons with good colour especially the red Lahore, although we are always demanding more. The strong, flaky and opening tail feather structure with the red Lahores are not found at the Specialist shows anymore; unmistakably it is not a problem here. With the yellow coloured Lahore we must look to the future and be satisfied with the colour. When trying to achieve a bright yellow there is a tendency to obtain a smooth feather structure. However the eye cere is frequently open to criticism. The loose (hairy) feathers on the wing shields tangle and the neck feathers become rough and sometimes a light chequering on the wing shields is visible. The eye cere is mostly now the demanded intensive red. If the loose (hairy) feathers become too long with the red Lahore then you can try and across it with a black Lahore to get an improvement. The pairing from intensive coloured red hens with yellow cocks will obtain a rich deep yellow paired with a smooth feather structure. All young pigeons from this pairing give pure yellow hens split for red and mostly with a rich deep yellow colour.

---

---

## The Lavender Lahore

The lavender Lahore is attractive and no other pigeon breed claims to have achieved this colour, so we have much to admire at our large exhibitions. A large number of breeders have inquired into the original of the lavender Lahore. On which line does it lie? Perhaps that crossing together the yellow, red and black, but it is difficult to tell. The lavender is most closely related to the black Lahore. Through this the blacks carrying factor becomes milky and the lavender is locked out and it is recommended that now and again to cross

# THE LAHORE STORY

---

with the black to improve the head volume. Admittedly, unfortunately this must be repeated in the next generation to improve it and this is a laborious way. This attractive colour is admired so much more especially in the last year and it has grown to an enormous height. It is not surprising that the winning Lahore of the 69 National in Dortmund 1987 was a lavender Lahore.

What is there still to improve? Many lavender Lahores still have a fall in their backs and the assessment of the coats. The head and also the body are on average still smaller than the other colours. True lightness is conditional throughout the small breed and a difficult possibility of a cross must be considered. In the purity the colour is achieved many times and in the cocks and hens both shown a clear beam of lavender. The general judges are instructed that through a genetic condition the hen is of darker lavender. Also in the blue based Lahore this happens and the hen s somewhat darker.

## The Blue Based Lahore

The Blue-based pigeons are, blue with and without bars, blue as well as pale blue chequered and pale blue with dark bars. Also today some of these colours are seldom shown, apart from some idealists who astonishingly kept them, and so today this colour has several variations whereas the other colours withhold them. It is a problem to get the intensive red eye cere with the blue coloured Lahore (in accordance with the written down standard a paler eye cere should be tolerated). We must now get to grips with this and it looked positive at the last Specialist show. With the blue coloured Lahores there is no large difficulty with opening tail feather structure, perhaps this lies in the fact that the blue Lahores feathers are altogether more firm than the other colour Lahores. The chequered and barred blue Lahores should be as clearly defined and exact as possible. The exactness of the bars is the biggest difficulty for the breeder. Is the demand of the bars set too high? Generally they should be treated as a form pigeon with the typical Lahore markings crowned with bars or chequering. When judging, be cautious.

As already stated the blue hens through a genetic condition are somewhat darker in the colour than the cock.

## The Dun and Mealy Lahore

Through the amalgamation of both the Specialist clubs we in the old federal land have two new kings of Lahores, until now known as dun coloured and the mealy colour Lahore.

Dun coloured Lahores were previously known in the former DDR as marbled. The Federal Republic of West Germany Breeding Committee renamed it as the dun as the colour is now naturally recognised. Dun colour Lahores have a grey brown base with a striking mottled yellow colour. These are supposed to be equally distributed markings. With the cooperation of the breeders in the former DDR we will have a better description of this colour pigeon to work towards, then it will be added to the written down standard. From the few dun coloured Lahores we have seen we can say that they have good form like than the other colours. It is hoped that breeders in the new Federal land can care for this colour and promote it in exhibitions.

The mealy coloured Lahore is unfortunately still not in the old Federal land, hopefully it will be soon. It is bred in the former SZG the DDR and the coat colour should be red brown and equally covered. The shield colour will be equally cream red with two separate bars in the

# THE LAHORE STORY

---

colour demanded by the coat feathers. The flights should be darker than the shield colour, however without dispersion of different colours.

## Lahore Show Preparation

With such difficult and complicated markings it is not surprising that ideally marked Lahores seldom arise. When the breeder exhibits his birds they will come upon the so called polished Lahore. With the polished Lahore the coat marking will have been worked upon, i.e. the covered feathers in white areas will have been turned around or become removed so that the boundary line of the two colours is sharp and separate from each other. This can only happen with good quality nail scissors. It is impossible to pluck out some feathers especially from the eye area without upsetting the pigeon. When correcting over markings (where a colour has over reached its area) be careful not to overdo it or this will result in bad feather parts.

Several breeders have had large success in this manner with their polished pigeons and can polish the birds without difficulty. If such a polisher is not available then the pigeon should be placed in the breeders lap and begin with the polishing from the start of the forehead until as far as the wing butts. This show preparation should not be done at the last moment, but possibly two planned meetings ahead of achieving the optimum. It is advisable not to attempt this with an exhibition bird unless you are an experience breeder.

## Lahore - An International Pigeon Breed

As the Lahore pigeon is bred with such attractive markings it is also found outside Germany speaking lands. We can, however say with pride that we at present show the undisputed highest level.

There are very active Specialist clubs in Holland and France and also in the last few years the breed there has improved enormously. Further a field there are Specialist clubs known to us in England the USA; also in Yugoslavia you will find active Lahore pigeon breeders. It is said that so many Lahores have been exported in the last few years to different lands such as Italy, Brazil, Denmark, Belgium and all of the Arabian lands. The diluted colours and the lavender coloured Lahores are found to be especially popular. Our friends of the SZG, the former DDR have especially supplied good Lahore pigeons to the East European markets.

## Lahore - Also a Breed for the Beginner

Yes many people say this. There are enough examples of pig headed beginners too through the described breeding difficulties find that it takes too long to get into the top group and gives up. It is the committed breeder that sticks with it, finds the Specialist club and through the personal contact with other Lahore breeders can also acquire good birds.

First of all the beginning should confine themselves to three breeding pairs of a single colour Lahore pigeon. They should absolutely not begin with expensive top birds as this is not always the guarantee for success. Top birds, especially with the Lahore pigeon are rare and understandably the beginner will obviously pay the price asked for whether or not he likes the bird. It is cheaper to improve a bird bought from a long time breeder with light out of place markings that is from good stock (bred from top pairs). There are lots of these to be found and are significantly cheap. However one should not acquire pigeons with blaze, miscoloured flights and tail feathers, or opening tail feather structure.



## THE LAHORE STORY

---

Lahore pigeons have a lot to offer the beginner. They have excellent laid down rules to go by and breed many youngsters. Lahores can be recommended as they are very tame and trusting and not quarrelsome. They are also suited for free fling Lahore pigeons with coarse out of place markings and a dark beak that is recognisable when still in the nest can contentedly be supplied for roast pigeon.

Interested parties in keeping Lahore pigeons should connect up with the Specialist club, and then helpful addresses can be supplied for the purchase of birds. The Specialist club is split into five regional groups, Central, Middle Germany, East South and West. This guarantees you can personally contact a breeder living near you.

Introduction of fresh blood at the right time at least from birds from other districts is necessary and breeding from exclusive older birds sturdy and bin hens is strongly advisable.

### **STANDARD - Renewed and certified by the German Lahore breeders Club 16 January 1926**

Land of Origin - India, city of Lahore

Size and Carriage - Smart vigorous bird, same as the biggest Toy pigeon, however more thickly set, broader in breast and longer in tail, the body carried nearly level.

Head - Well round, submerging a little between forehead and beak base.

Beak --Moderately long, powerful somewhat bent at tip always white by all colour variations.

Wattles - Small and refined powdered white and smoothly laid,

Eye - Large and always of dark colour

Cere - Narrow and red in colour, which fades according to age.

Throat - Hardly showing

Neck - Short powerful and especially broad at shoulders

Breast

Broad and full very extended the fuller the better.

Back - Broad extending to tail, tail is carried rather thigh

Wings - Long and broad not carried too stiff on body the primary flights resting on the sides of tail leaving the rump visible

Tail - Long and broad with broad quills, carried somewhat fan shaped

Legs - Moderately long always feathered especially the toes must show a good thick feathering.

Colour and design - Throat, front of neck, belly, rump with the tail and a narrow band 3 to 5mm in width round the eye must all be pure white. Forehead back of head neck upper part of back continuing between the shoulders to the wing butts, including wing coverts and quills must be all coloured.

Colour and the white everywhere sharply divided. Exist in blacks, deep brilliance or lightly powdered; silvers from light to dark sometimes rather clouded as near as possible resembling the colour of a silver coin which has not been long in circulation. Reds deep in colour to reddish brown; yellows and dark ochre colours, without the slightest deviation in colour of the primary flights.

Gross Faults - Too small in size, narrow, slightly developed breast, inaccurate head design, especially round the eyes. Spot, dark upper mandible, coloured feathers in tail and belly, or white primary flights and featherless toes.

# THE LAHORE STORY

Lahore Club News ----- Extracts from "Pigeon & Pigeon World Magazine"

November 1962 - article by Dennis F Ison

During the last year I have received many enquiries about Lahores and requests for details of this fascinating breed. To me the Lahore is one of the most attractive varieties in the pigeon world today, and it is very pleasing to note the speed with which its popularity is increasing.

At the 1960 Dairy Show there were only three, or possibly four, exhibited; last year this number had doubled. Likewise at Harrogate in 1960, one class could only find six entries; by last year this number had risen to 23, thereby drawing more exhibits than the Dutch and Danish national shows. I think few, if any, other varieties can claim such a swift return to favour in recent years; also, for the first time for many years, Lahores gained top honours for best in show. To produce a bird which requires such accurate markings, with purity of colour, and correctness in head and eye makes this indeed a notable feat.

Both E. Hardie and C.A.M. Spruijt agree that Austria was the first European country to have the Lahore. It is believed the original birds came over from the City of Lahore in India around the year 1875. It is again generally acknowledged that the breed was imported into Germany at the turn of the century, but many different schools of thought exist as to the time Lahores were first imported into this country. Spruijt puts the date at around 1925, whilst Hardie feels they were known over here as early as 1855. Evidence does suggest that several birds of most colours (although mainly Blacks) were imported to Britain and to Germany during 1925. Some reports at that time stated that these birds did not settle down well in this climate, although I believe Lahores, under the care of the late Arnold Parker at Mr Whiteley's Paignton lofts, did not appear to be affected in any way by our climate.

In the December 15<sup>th</sup> 1960 edition of "Fur and Feather," Mr T V Barford published the 1928 standard for the Lahore. This standard states:

**General Characteristics:**

*A pigeon of markings not found in any other variety. A smart pigeon of size, much above the Continental toy pigeons, vigorous, alert, broad in breast, and stout of build.*

**Head:** *Bold and well-rounded on top, shaped rather oval, the beak carried in line with frontal, stout as possible.*

**Beak:** *Strong, of medium length, slightly bent at tip and always light of colour, without stain.*

**Wattle:** *small and refined, powdered white.*

**Eye and Cere:** *Eye rather large, bold, dark in colour, cere narrow, claret in colour, fading in age.*

**Neck:** *Short, fairly thick, powerful towards the shoulder.*

**Breast:** *Broad and full, well developed.*

**Body:** *Good size between back and keel, and carried rather horizontal.*

**Wings and Tail:** *Wings carried well up on shoulders, flight feathers resting on tail, rump being visible, flights long and broad, tail medium length, and carried clear of ground, feathers broad with broad quills.*

**Legs:** *Moderately long, always feathered (groused legged), toes being covered with small feathers.*

**Markings:** *Throat, front of neck, belly, rump, tail and narrow band one/eight inch around the eyes should be white. Forehead, back of neck, upper part of back, top of head and wing coloured, also flights. The colour portions of the plumage should be sharply contrasted*

## THE LAHORE STORY

---

*against the white; the sharp dividing line at side of the neck when viewed in profile especially. Wing butts well coloured.*

**Colours:** Red, Black, Yellow and Silver – Silvers varying from light to dark shade.

**Faults:** Too small in size, narrow in chest, bad line of demarcation around eyes, coloured feathers in tail, white primary flights, dark or stained beak, absence of feathering down toes.

**Points:** Markings, 20; colour, 20; head and eye, 10; cere, 10; legs, 15; carriage, 10; condition 15. Total 100.

This is basically the same standard as that laid down by the German Lahore Club of the same period. There was at that time considerable dispute concerning the colour of the upper mandible, but it was finally decided that it should be horn-coloured. I mention this since I feel it accounts for some reports that the upper mandible should be coloured (i.e. dark). Birds with this stained upper mandible are, however, extremely useful as stock birds. They help to retain colour right down into the wattle, this correcting the quite common fault of a small white spot between the wattles and the coloured portion of the bird's head. I have never used a stained hen for this work, but have found cocks most useful, and the staining factor does not appear to be strongly heritable. The German standard permits a funnel shaped tail, but this appears to be a minor detail. Both on the Continent and in this country the great difficulty seems to be getting the colour right down to the wing butts; in fact, birds are often seen with white markings, even behind the neck itself. This fault seems to be equally prominent in all colours, but perhaps it is more noticeable in the darker colours. Coloured tail feathers are a problem far too often, although the late Arnold Parker assured me that quite often if a coloured feather was pulled from the tail of a youngster for a few times, the offending feather would eventually come white. White flights are mercifully not a great problem at the moment, in fact I have only seen two or three Lahores so troubled. The main failing with flights is this lack of depth in colour. Lavenders are not too bad in this respect, possibly because it does not show up so easily here as it does with Reds, Blacks and yellows

Lahores have always been bred for size, but the early Indian birds were both longer and narrower than our present day stock, which should ideally be as large as some of the largest toy pigeons. Frequently, birds are found with insufficient breast; in some cases, when viewed from the side, the wing butts completely cover the breast, which as well as being deep with good width should be extended as far as possible. Breast conformation of the Lahore improves considerably in the second year, as does the depth of colour, and it is for this reason that it is most unusual, both on the Continent and in this country, for an adult to be beaten in the show pen by a youngster. In fact, on the Continent very few young birds are shown compared with the adults.

Featherless toes were considered very bad on the Continent and Spruijt states that such birds are usually excluded from the awards. Very often one sees birds here with incorrect carriage – this should be low with a boat-shaped keel.

The most popular colour, and indeed the colour which produces the greatest number of birds nearer standard is Black – this applies both in our country and on the Continent. It would appear that Lavender follows; this comes in two shades: dark, or intense, and pale, or dilute. Often the young intense Lavenders have a reddish tinge on the body feathers, particularly round the neck. This, however, usually goes after the first moult. It may well be that the intense Lavender was produced by crossing the pale Lavender with Reds. In Teds the actual body colour does not change very much at the first moult, but he wing

## THE LAHORE STORY

---


colour usually gets very much deeper. This last remark applies to Yellows too. Something which puzzles me is that one rarely sees a well-marked Yellow hen. Without doubt the rarest colours in Lahores are blues and Silvers, although these birds are generally inferior in type to the more generally known colours. Both Blues and Silvers have bars; in Blues the bar is deep black, but there is often considerable variation in the colour of bar for silvers, the darker shade being desired. Although I have never seen them in this country, it is said there are several shades of barred Silvers in Germany.

To the best of my knowledge there are no Blue Lahores in this country today, although the late Arnold Parker had several in his charge at Paignton. I believe these were the first Blues in this country and were imported direct from India, around the same time as the Blue was originally introduced into Germany. Of the Blues which are bred in Germany today, the cocks are way ahead of the hens in so far as colour is concerned; in fact, well-marked hens with correct colour are very rare – the colour being cloudy and not clear blue as desired. I understand that several German breeders are at present working on Blues to help to increase the size with a more profuse chest. Let us hope this work will be rewarding.

Chequered Lahores are even scarcer, but have been seen from time to time in Germany during recent years. The chequering should be clear and well-spaced, but they usually appear rather too heavily chequered; the colour is nearly always blue.

Mottles have regular markings in the breast, somewhat similar to Show Tippler. I have been unable to gather any news of any Mottles existing anywhere on the Continent though there could be some, and possibly in America too.

I believe it will be found that Red Strawberries, Yellow Strawberries, Duns and forms of Grizzles are produced from time to time and possibly have uses as stock birds, but as show birds their very colours, being impurities, disqualify them.



1962 – List of Champion Pigeons – Lahore, yellow cock D.R.I. 3124/59 – D F Ison (imported)

In 1964 Lahores were still being included in the VPC section of Shows. 2 Classes at Harrogate. Adult – 20 entries, winner Ison with an imported bird. Young birds – 20 entries, winner Ison again.

## THE LAHORE STORY

---

### April 1966 - article by Jimmy Mundell

Jimmy Mundell, one of our then top Variety Pigeon judges wrote:- “How absurd, I think, to contemplate a club for Frillbacks, Lahores and Chinese Owls - no, just increase the membership of the RVPC which has the finest special prizes, it can only be a very small majority of the big membership who would suggest any break away”.

### May 1966 - article by Dennis Ison

In the May 1996 issue Dennis Ison replied:- “The only bit to bear any weight for Mr Mundell is the thought that only a small majority would suggest a break. Sufficient time has now passed for fanciers to have expressed their views on such a Club, and at least three quarters of the breeders who support our Club Show are in favour of such a Club. Does Mr Mundell think three quarters or 75% is a small majority? Since he does not hear all the reasons why such a break was even suggested, it would be unfair not to bring a few of these to light as Mr Mundell being one of our most experienced judges may be able to offer a better solution”. Dennis then listed half a dozen of his well-known moans, most of which he stands by today, i.e. Continental judges here etc.

### Note by John Elson

Clearly, the intention originally was to form a break away Club from the RVPC catering for Frillbacks, Chinese Owls and Lahores and at that time many fanciers were fed up with the RVPC as shortly after there appeared the British Rare Variety Pigeon Breeds Society run by Alan Cooper of Doncaster. This resulted in the ridiculous situation of having duplicate classes for the same breed at some shows, one from the RVPC and one from the BRVPS, so the NPA had to step in and the BRVPS died after a while. So, the Lahore Club, the Frillback Club and the Chinese Owls did not combine together at this time but all three breeds founded their own breed clubs around 1966/67.

### February 1967 - article by T V Barford

The Lahore Club has been started with at least 12 fanciers who are interested in the breed and have either paid their subscription or have signified their intention of so doing.

Forms of nomination for the officers of the Club have been circulated and some have been completed. The office of Secretary/Treasurer has been filled by Mr Rob Bowers who kindly offered his services and who has been nominated.

A proposed set of Rules has been circulated but these will not become operative until they have been amended and/or confirmed at the first AGM. The first annual subscription has been fixed at 10/- with a 5/- sub for juniors.

A copy of the club breed standard will be forwarded on receipt of the first annual subscription.

May all further club correspondence please be addressed to Mr. R Bowers.

# THE LAHORE STORY

---

---

**March 1967 - article by R Bowers**

## **Lahore letters**

After a postal ballot organized by Mr T V Barford, a Lahore Club was formed and the following officers elected: -

President: C S Magee; Vice-President: J R O'Reilly; Committee: Messrs.' Allen, Laurence, and Cooper; Secretary/Treasurer: R Bowers. Club Show to be held at Reading, Judge: C S Magee, Reserve Judge: H Wheeler.

We now have 12 fully paid up members, all with enthusiasm running high. However, finance must also be high, so I appeal to all breeders to send 10/- subscription and help float this Club. If all the dismal Jimmies who said the time was not right would change their minds and join us we would have a Club as strong as most breed clubs, barring the Modena. The Rare Variety position has now become farcical, both in organisation and judging. I feel that the Lahore is well out of it. We shall of course have to exhibit in A.O.V. classes, but a good Lahore well-judged can hold its own against most long faced breeds, so we have nothing to fear. We must, however, circulate the standard so that it becomes well known.

Let me have your news and the results of breeding so far. These news letters are for your enjoyment, so please put pen to paper at least six times in the year; other breeders would like to know how you are progressing. I have had one or two offers of guarantees, so I will write to a few Show Secretaries and try to get classes on.

---

---

**June 1978 - article by John Allen**

Although the European name suggests that this variety originated from the city of Lahore, formerly in N W India, now Pakistan, most writers are of the opinion that is derived from the Sherajee (there are various spellings) from Shiraz in Persia.

According to Lyell pigeons of the general appearance of this family were seen in England as early as 1855 and were known as Tailors. The London fancier, Eaton, writing in 1858, described a similar bird which he called a Martin from its resemblance in markings and colouration to the house-martin. Dr. Biuder, a naval surgeon, is reported to have brought some birds to this country from India in 1875, these were clean-legged, capped and with a stained upper mandible; a common description of the family of this time. Other sailors also imported birds usually of inferior quality. Morgan, who lived in India in the late 1800's states that the birds were known as Shirazi and only termed Lahores in England, although most of the stock, (including all the better specimens) were black he kept other colours blue, silver, red and yellow.

Lyell described the Sherajee, which he saw in E. India, as capped having well-feathered legs and toes, red eye-ceres and dark upper mandible. The specimens having mottling on the breast were especially valuable. He confirms that these were re-named Lahores in England to where many birds were exported, often inferior blacks with bare or half-feathered legs. He mentions a range of colours adding dun and silver in barred and barless to the above list. It appears that there were other Indian birds with similar markings, notably the Goolee, which was the size of a SF Tumbler, marked as a Lahore but tail-marked and clean-legged.

## THE LAHORE STORY

---

Lahores were introduced into Austria in 1875, to Germany in 1880 and reached Saxony by 1900.

Fulton and Lumley's book, written at the turn of the century, confuses the issue by describing the Lahore and Sherajee as different varieties very similar in appearance. The Sherajee they describe as grouse legged, the size on an English Trumpeter with a large, oval head. The marking passes through the eye but is otherwise as the modern Lahore. The upper mandible is stained. Colours are listed as black, red, mealy, barred blue and yellow.

The Lahore is described as equal in size to the contemporary Dragoon, but heavy in build, capped, upper mandible stained but otherwise as now, black predominates.

The German Club for Lahores was formed in 1911 and birds were exhibited at the Leipzig Show of that year. Wittig, writing in 1927, describes another member of the Lahore family, the Bhatia. It was splashed more than the Lahore but grouse-legged and otherwise similar.

The standard used today varies little from that issued in 1928.

Although Lahores have been owned and exhibited in this country for many years, being under the wing of the original Variety Pigeon Club they did not appear in numbers until after the Second World War when several were imported from the Continent. Some blacks and reds appeared in the Gamlingay lofts of W J Empson and were exhibited with success. With the revival of the RVPC by Jimmy Mundell and others, Lahores were again looked after by a Club. Len Rackstraw, the mentor of our present Club Secretary, kept a few and J Sears had various colours, notably Lavenders which eventually led to the Lavender Modena. Herbert Whitley at the Paignton Lofts kept a stud of Lahores tended by Arnold Parker and Jimmy Mundell. In 1959 some 55 Lahores were exhibited by the American Lahore Club at the Californian State Fair Show. Later English fanciers to obtain Lahores from various sources were Messrs. Barford, Ison, Cooper, Wheeler and Jones. Writing in 1961 J Mundell was noting the lack of size in other colours than black but stated that this should not be heavily penalised if all else is well. In 1962 Dennis Ison was noting the increasing popularity of Lahores, 23 being exhibited in the 1961 Harrogate Show. The writer acquired his first Lahores in 1965 and his first blues in 1967. Ralph Sargeant also formed his stud about this time.

With the increase in fanciers the Lahore Club was formed by the efforts of Messrs. O'Reilly, Barford and Bowers, the latter being the first Club Secretary. The first Club Show was due to be held at Harrogate in 1967, but was lost when the Show was cancelled due to the epidemic of foot and mouth disease.

The summer of 1968 saw Ralph Sargeant and Andrew Shaw showing with success at Royal Norfolk in November. Mr Barford took over as Secretary and in December the first Lahore Club Show was held at Cambridge. Mr Charles Sharpe-Magee judged 42 entries. In April 1975, Pat Pratt took over as Secretary.

## THE LAHORE STORY

---

The following is the Standard issued in 1928, but in essence followed today:

**General Characteristics:**

*A pigeon of markings not found in any other variety. A smart pigeon of size much above the Continental toy pigeons, vigorous, alert, broad in breast, and stout of build.*

**Head:** *Bold and well-rounded on top, shaped rather oval, the beak carried in line with frontal, stout as possible.*

**Beak:** *Strong, of medium length, slightly bent at tip and always light of colour, without stain.*

**Wattle:** *small and refined, powdered white.*

**Eye and Cere:** *Eye rather large, bold, dark in colour, cere narrow, claret in colour, fading in age.*

**Neck:** *Short, fairly thick, powerful towards the shoulder.*

**Breast:** *Broad and full, well developed.*

**Body:** *Good size between back and keel, and carried rather horizontal.*

**Wings and Tail:** *Wings carried well up on shoulders, flight feathers resting on tail, rump being visible, flights long and broad, tall medium length, and carried clear of ground, feathers broad with broad quills.*

**Legs:** *Moderately long, always feathered (groused legged), toes being covered with small feathers.*

**Markings:** *Throat, front of neck, belly, rump, tail and narrow band one/eighth inch around the eyes should be white. Forehead, back of neck, upper part of back, top of head and wing coloured, also flights. The colour portions of the plumage should be sharply contrasted against the white; the sharp dividing line at side of the neck when viewed in profile especially. Wing butts well coloured.*

**Colours:** *Red, Black, Yellow and Silver – Silvers varying from light to dark shade.*

**Faults:** *Too small in size, narrow in chest, bad line of demarcation around eyes, coloured feathers in tail, white primary flights, dark or stained beak, absence of feathering down toes.*

**Points:** *Markings, 20; colour, 20; head and eye, 10; cere, 10; legs, 15; carriage, 10; condition 15. Total 100.*

In the original Standard Mottles were mentioned, these birds having regular dark feathers on the white breast. The Silvers given in the Standard were presumably the modern Lavenders, which later were divided into the Intense and Dilute Lavenders. When the Lahore Club was founded Duns and Blues were accepted and later all colours were allowed to be exhibited.

The writer now includes a German Standard for comparison. This was dated 1972 since in Germany standards are often revised. It was translated by a non-fancier and amended by the writer, but after consultation with a German fancier is it I believe a close approximation of their thinking. The Lahore is included in the Form Pigeons and has no connection with the so-called German Toys with which it was formerly confused.

**General Description:** *Large, powerful, not too long show pigeon, striking because of its peculiar markings.*

**Head:** *Round, short and broad, forehead high and arched.*

**Eyes:** *Large, dark with a narrow red cere.*

**Beak:** *Medium length with fine white wattle. Beak colour white. A somewhat darker marking on the wattles is not to be penalized in young birds especially.*

**Neck:** *Short, strong and slightly curved.*

**Breast:** *Broad, round and full, the better developed it is the more valuable the bird.*

**Back:** *Broad, somewhat arched, sloping slightly to the back.*

**Wings:** *Long, as broad as possible, when closed carried on the tail.*



## THE LAHORE STORY

---

**Tail:** Long and broad feathered.

**Legs:** Medium length, heavily stockinged with strong feather.

**Plumage:** Long and quite loose.

**Colour variations:** Black, Lavender, Red, Yellow, Black-barred, Blue, Lark

**Colour and Markings:** Throat, forepart of the neck, breast, rump and tail must be white; between the coloured head and neck markings and the eyes there must be a broad white stripe of 3-5mm so that the eyes stand free in a white patch. Forehead, top and back of the head, back of neck, top part of back and wings including the flights must be of a uniform colour. The plumage colour, especially with black is often somewhat less striking than in other colour pigeons; this is not counted as a fault. In the case of hen birds it is permissible for those of the blue variation to have a rather darker tone for the shield colour.

**Gross Faults:** Weak in body, coloured feathers on the breast, belly and tail, irregular head markings with flights, wholly white back, pale-coloured flights in red and yellow, completely white top to beak, white feathers over wattle (blaze) weak foot feathering, dropped wings.

### **Valuation - General impression - Shape - Size - Markings - Foot feathering - Colour**

A discussion with a German Lahore fancier permits some elaboration of this standard. In general it agrees with our own but there are some differences which are of interest. The point of the staining of the wattle is of significance since it has long been known that possession of some birds with this characteristic in a strain ensures that the colour comes down to the wattles and thus eliminates the narrow markings and 'blazes' which are often seen. Reds and blues seem particularly prone to these faults.

Continental fanciers prefer their birds more heavily muffed than has been the custom here. They desire toe-feathers to be between 3 and 5 cm (one and a quarter to two inches) and their birds must possess 'vulture-feathers' which we call 'hock-feathers' on our muffed varieties such as Fairy Swallows and some Germany Toys. This feature ensures adequate foot feathering also plays no small part in the carriage. The controversy about foot feathering some time ago arose because of the contrast between the recent Continental imports and their progeny with the somewhat inbred English stock of earlier introduction which was often longer on the leg and less heavily muffed.

In the section on Colour Variations it should be noted that only the dilute version of the Lavender is accepted for exhibition. Blue chequers are accepted but open chequering is desired. The lark colouration is that of the Coburg Lark, a brown chequering on a stone background, not known in this country. The comment of the lack of intensity of colour must be taken in the context of the high standard of the German Colour pigeons of which the Lahore is not one. The darker shade in blue hens is a fact that the writer has observed in his own stud, and also in other varieties which have a blue and white marcation such as Strassers and Monks. It is particularly noticeable in inferior specimens.

From the earliest records black Lahores have always dominated the variety. They have usually been superior in size and markings and have taken most of the honours in the show pen. Their success has continued their popularity and meant that most newcomers to the variety try this colour. Although my own experience with blacks is limited it appears that they produce a higher proportion of show marked young than other colours. Some blacks fail in colour quality, lacking the desired green sheen or lustre. They appear slaty and grey, and in some instances show bars. When mismarking occurs it often takes the form of foul thighs and a run of coloured feathers down to and including part of the tail. If an outcross is needed a yellow is suggested; yellows are usually good in type but may lack size.

## THE LAHORE STORY

---

The lavenders are close to the blacks in general quality. They are seen in varying shades, termed at their extremes intense and dilute. The dilute is most attractive, the intense less so and as mentioned earlier not accepted for exhibition on the Continent. There is a tendency towards pale flights and foul thighs are seen. Lavender Lahores often possess bright red eye ceres not seen in other colours. Immature intense lavenders may show bronzing which is lost in later moults, it has been suggested that some red influence may account for this. As in blacks large hens are seen which are useful in maintaining size.

Probably second in overall numbers red Lahores have shown much variation in the show pen in recent times. It is the recessive red that is desired for show purposes. The dominant or ash-red shows plum-coloured flights and black or grey ticking on the wings. However the recessive reds may be smaller, have less leg and foot feathering and tend to have pale flights. For these reasons one keeps both variations in the breeding stock and introduces a yellow cross. Present day reds show a high proportion of mismarked birds, the faults particularly about the head and neck. Specimens are seen with 'blazes' (white about the wattles), 'ears' (white patches invading the coloured area behind the eyes) and 'collared' (the white completely encircling the neck). Red Lahores in general lose in size to blacks and lavenders. Red hens of quality are not particularly common.

Since the arrival of the imported yellows good hens of this colour have been prominent and have dominated the AOC classes. Some of them may lose a little in hand but colour and type have been good and the small pale flighted hens short in leg feathering are now seldom seen. In yellows there is always a tendency towards pale flights which are especially noticeable. Crossing with reds helps to check this. Although more common than good red hens – first class yellow cocks are still to be cherished.

Efforts to establish Blue Lahores in this country have not met with great success. In the Whitley lofts at Paignton blues were introduced direct from India at the same time as they reached Germany but Jimmy Mundell recalled difficulties in breeding probably due to climatic differences. My own enthusiasm was stimulated by seeing a German print of Lahores including a blue, over the mantelpiece of neighbour fancier. My early attempts were fraught with difficulties due to the unavailability of stock and barren hens. However with the assistance of a judicious outcross and much patience I believe I am making progress. I have had an opportunity to confirm some of the statements about maintaining a strain of Lahores and relative importance of various characteristics. Certainly the stained wattles (and even the stained upper mandible) helps to maintain colour and width. Any attempt (in an inbred strain) to breed from birds with white flights, usually results in wide spreading of the white. In the blue factor birds in my stud then hens are superior in type, markings and foot feathering but lose heavily in size. Inferior hens also show the dark colour mentioned in the German standard.

My experience with duns is again limited; in fact I have had but three dun hens and have failed to breed from any of them. I have seen some fine duns exhibited, most of which have been hens. There is however a variation of colour. From time to time other colours and patterns occur either deliberately produced or by chance. It is possible to produce red chequers or mealies from dominant red strains. Black crossed with yellow may produce a black with bronze shading, sometimes termed a kite. Yellows may be chequered and even show bars. It should be possible to produce silvers, as opposed to Lavenders, but though they are on record I have never seen one. In some instances birds of the above colour excel in type, size and markings but a strict observance to the Standard with 20 points presumably

## THE LAHORE STORY

---

given to colour quality they must suffer. This is however a personal view, and as mentioned elsewhere they are accepted for exhibition by the Lahore Club.

Breeding Lahores should present no great problem as far as numbers are concerned but one must expect a fair number of mismarked young. It is not essential to breed from pure marked stock provided one is careful not to pair birds having the same gross fault. A knowledge of blood lines when selecting suitable mates and experiment and experience will produce a fair proportion of show marked birds even from unlikely parentage. In the weaker colours breeding from show marked birds may produce small and weak young. This applies particularly to yellows where crossing with red helps to keep colour and size. As in most varieties yellows are weak in the nest and for this reason I do not by choice pair two yellows together.

Lahores will usually sit and feed well and have been used as feeders for a number of difficult varieties. Although originally from a warmer climate the present stock and particularly the Continental birds do not suffer in our winter as some varieties do. They are also less prone to disease.

Lahores need certain amount of show preparation. It is important that they have frequent baths or are washed, since a clean white gives a better contrast to the colour portion. Tails especially need consideration. The fact that Lahores are feather-footed should not mean that toes may be neglected. A clog dance may be appreciated in Northern Counties but is not desired in a show pen.

Trimming is essential in the show preparation, but it must be remembered that trimming will never make a good bird from a poor one. It will, if done skillfully, much improve the chances of a reasonable bird. Many birds exhibited are not trimmed at all and a leading judge was heard to comment at a major show recently that the Lahore Club should invest in some presentation scissors instead of the spoons in current circulation! I have found a pair of long fine surgical scissors very useful, clipping feathers near the base. It is important to know when to cease so as not to leave uneven plumage. Any good judge will know where birds have been trimmed and will accept this but will not welcome bare or uneven patches or tip less feathers. The white feathers in the shoulders and a sharp delineation of the neck markings are the chief features. Practise on a non-show bird and do your trimming over a long period, once the moult is over and not in a rush job the night before the show. Let the bird settle and preen between each session. Providing your judge does not count tail feathers you may remove coloured tail feathers but I do not subscribe to the theory that constant pulling will turn the feather to white. This has never been my experience after much experiment, and I have been this confirmed in pigeon literature. It is a sad fact that despite careful trimming, many of our Lahores fall short in markings, particularly in the AOC classes.

All in all the Lahore is not perhaps the easy variety that it may appear at first glances. A good specimen fully deserves to go forward amongst the more fashionable varieties for top awards but despite the efforts of a few loyal breeders this happens all too rarely. However, it must also be said that some Lahores are way short of the ideal and this must be accepted.

I hope these notes will be of information and interest and also that (as a founder-member of the Lahore Club) I have been careful to stress where current Lahore Club opinion is at variance with my own. - J H A ALLEN. John sadly passed away on 4<sup>th</sup> February 2010

## THE LAHORE STORY

---

---

### March 1982 - article by Tony Roden

---

Lahore Notes - AGM Doncaster

Members present: L Dulson, Mrs Roden, Mr & Mrs Graves, Mr Kirby, Mr M Mitchell.

Apologies were received from P Pratt, M Auger, J Allen, L Mileham

The Minutes and the Balance Sheet were proposed and seconded. 1981 officers were elected as follows:

Patron R Sargeant; President M G Mitchell; Committee Mr Kirby, Mr Limburn; Sec/Treasurer Mr & Mrs A J Graves; Press Officer Mr & Mrs A Roden

I shall be sending letters to all paid up members of details of the 1982 Club shows and a balance sheet for 1981.

Lahore Club Show - Norwich - 31 birds were shown. Exhibitors included, M Edwards, W G Limburn, K Deacon, L Mileham, Mr & Mrs Graves. Judge: K Shaw.

Trophy winners: -

1981: London Lahore Trophy and Rosette 1981, Lavender cock - Mr & Mrs Graves, Northampton Roden Cup and Rosette 1981 Lavender cock, Mr & Mrs A J Graves, Norwich Lahore Club Show, T V Barford Cup, Ralph Sargeant; Fenland Cup, Best Lavender Trophy, Best Young Bird Trophy, Best Lahore, Best Lavender Rosette, Lavender cock 1981, Mr & Mrs A J Graves.

Ron O'Reilly Cup, Best Adult Trophy, Black cock 1979, Mr & Mrs A J Graves

Best Black Trophy, Best Black Rosette, Black cock 1981, Mr & Mrs A J Graves

Best Red Trophy and Best Red Rosette, Red cock 1981, Mr & Mrs A J Graves

Best AOC and Best AOC Rosette, Dun hen 1977 Mr & Mrs A J Graves

Best Yellow Trophy and Best Yellow Rosette, Yellow hen 1981 Mr & Mrs A J Graves

Best Novice, Black cock 1981, Mr K Deacon

Doncaster Patron Cup, J Allen,

Best Lahore Rosette, Yellow hen 1981, Mr & Mrs Graves

At the Suffex show Mr & Mrs Graves won Best Bird in Show, the first time a Lahore has won this award with a 1981 Red cock.

Here's hoping that these trophies will go round the Lahore Club members next year because Mrs Graves is running out of Silvo!

Next year's Club Show will be held at Doncaster. People have kindly donated rosettes and trophies for next year's shows - details later.

Tony and I would like to welcome John and Christine Graves as the new Secretary and Treasurer of our Club. With their enthusiasm the club will welcome many new members with open arms.

We would like to thank Mike Mitchel for the job he did as Secretary and ask him if he would like to send me a few notes on his trips aboard. We would like to hear from Mr Kirby on his views of the birds in and from the USA. I am sure all members would be pleased to read both of your remarks and experiences. - DOREEN AND TONY RODEN

## THE LAHORE STORY

---

**April 1982 - article by Tony Roden**

---

Here again with news from our Club. Let me first welcome four new members: Mr R W Rowers, Broadbottom, Hyde. He has had some birds from Christine and John Graves and we wish him luck. He told us that his father was a founder member of our club. It would be nice if he would write a few lines on how the club and the Lahores have changed over the years.

Mr Dave Kay, Bowerham, Lancasher is another member. He has started off with one pair purchased from Ralph Sargeant but is still after a pair of lavenders. Can anyone help? Mr Mitchell, Truro has been fixed up with Lahores from Mr Wheatley. The other new member is P Velos, London. I'm not sure how many birds he has but good luck to you all.

The news at home is we have paired up with reds and yellows. Christine and John are going to try some new experiments with colour pairing; lavender cock to dun hen, hoping they will come out dilute lavender, then lavender to lavender to get even more dilute, put black to black to try and improve the blacks and red to yellow to improve his yellows. No red to reds but thinks this may be a mistake, but the red comes our good but is too small in body. Anyway, hope you give us all some competition at the shows later.

I have received letters from Mr Mike Mitchell saying he enjoyed his trip to the European Show in Amsterdam. It exceeded his expectations. He arrived early on the Sunday morning and by midday the crowd was queuing to get in. As Mike keeps poultry as well as pigeons so he had plenty to keep him interested. The Lahore classes consisted of: black adult cock (3), black adult hen (1), 1981 black (2), 1981 black hen (1), lavender adult cock (2), lavender adult hen(2), red or yellow adult cock (1), red or yellow adult hen (1), red or yellow 1981 hen (1), 1981 cock (1). The black Lahores were Dutch, the reds Belgian and Dutch, yellows Dutch and the lavenders were Yugoslavian. The overall standard of the birds was good. The lavenders were not up to the standard of birds we see. The reds and yellows were as good as the best at our shows. The blacks were the same type and size as our best birds but the colour surpassed anything he has ever seen in this country. Hope this has been noted by us all to try and bring the colour back.

Mr Kirby went to the USA where he judged the Lahores. There were 4 in each of the 16 classes in black, red, lavender and yellow. He was impressed with the colours of the respective birds. Blacks are much the same as ours, some tending to be slaty; dilute lavenders were better than ours; the same applied to the reds and yellows, the true colouring running right to the tip of the primary flights. Type, if anything was about the same as ours, possibly a shade shorter. Some needed a bit more power, blacks in particular. Some could have been improved with a little trimming in the neck. He would have liked to import a pair but only managed one - the winning adult yellow cock. He's hoping to improve the colour of his yellows. Mr Kirby has asked me to thank Mr Henry Jeager for the invitation to judge; also Bill and Lois Smith, Gene Pardini and his wife, Mervin Anderson and Bob Smith. His appreciate to Mike Knaggs for taking him to this splendid show. He wishes all good luck with the breeding season and hopes someone will have that champion bearing this year's attractive bronze rings. - TONY RODEN

## THE LAHORE STORY

---

---

February 1983 - article by Tony Roden, including an article from Fred Lindner, USA

Firstly, happy new year to all our readers and all the best in the coming breeding season.

I have obtained from the American Pigeon Journal a very interesting article on colour mating by Fred Lindner from Iowa, USA. I would like to thank Mr Lindner through these columns and hope he does not mind his notes being passed on to our readers.

But first, let's get on with our news. We all had a super weekend at Doncaster. How the Lahores have improved over the last 3 to 4 years. We all deserve the completion and a big pat on the backs for the effort.

The AGM was held on the Saturday with quite a few members present, 10 in all. We all would like to welcome Master R Knaggs to the club and congratulate him on winning best Novice. The other results I am sure Mr P Pratt will send to Pigeon & Pigeon World.

The Lahore Club hopes Mr Kirby's operation is a success and wishes him all the best.

It was agreed at the AGM to purchase 5 shields, one to be brought each year, with the order of colours as follows: A.O.C., Black, Red, Lavender and Yellow. The shields are to be won at the club show. Christine and John Graves know of a local firm who do wood burning and are going to see if they can make a shield and burn a Lahore into the wood. If it works our cheaper than the ones quoted at the AGM, they will purchase them. - TONY RODEN

Now on to the article: -

### Acceptable Colour Mating in Lahores (by Fred A Lindner, Waterloo, Iowa, USA)

Often at shows I see Lahores that were the results of improperly mating different colours together. Some colours can successfully be mated together, often enhancing or improving the original parent's colours. Others tend to 'blend' together. You may have seen a charcoal colour of Lahore (results of a black x lavender mating) or a lavender with reddish coat (results of a red x lavender mating). A poor coloured black with a red or kite (bronze) coat, especially in wing flights may indicate that generation before a red was crossed with a black. Also barred birds should be treated separately and only be mated to barred, or birds showing chequering. Incidentally the chequered Lahore is not really chequered it is the 'sooty' factor showing and appears somewhat as chequering. Once this barred pattern is introduced into a solid colour, it may give you problems for years.

If at all possible when purchasing Lahores, try to get a pedigree or at least find out the colours of the parents for at least 3 or 4 generations. The Lahore breed is not wide spread or found in great numbers and most breeders usually start with 'what they can get'.

In later years of breeding it may take some time to breed out undesirable colour traits. Following are some of the colours I have in my loft and the colours I find acceptable to mate them to:

**Black:** I like a shiny 'crow black' with no sign of bronzing. Mate your best blacks only to blacks. I suspect some blacks carry a milky factor giving them a powdery, dull appearance. Not knowing how to deal with the milky factor in blacks, I usually eliminate a bird suspected of carrying it, also any black with bronzing in the wings indicates a red x black cross at one time. Blacks appearing chequered or barred can be saved and used on barred

## THE LAHORE STORY

---

birds if you have them, or eliminated. Experiment to find which parents carry this and eliminate or mate to barred birds.

**Black "S" Spread:** These birds appear barred or chequered if examined closely. They do not have the sheen of a good black. They can be mated together to obtain dun bars and/or blue bar. Decent type black appearing specimens can be saved to mate back to bars or eliminated. Some of the barred colours do not have the best type so these can be successfully used to improve type. I wouldn't hesitate mating to a dun bar or a blue bar.

**Solid Duns:** These colours can be mated successfully to dun or black (dun being the dilute of black). Make sure your dun is not actually a barred dun. Good even duns are very rare.

**Duns Barred:** I prefer to mate dun bar to dun bar. I have mated to blacks (good) and obtained both good blacks and dun bars. The barring may come back to haunt you though in a pure black strain. I have also successfully mated to the true silver bars and blue bars with no ill effects on either colour.

**Lavenders:** This is the one colour I have found undesirable to mate to anything but lavender. I like the pale lavender without any reddish cast as seen in many lavenders and I follow a programme of mating to obtain the shade I desire.

**Lavender red bar:** These can be mated to each together or to dilute lavender bars of chequers.

**Dilute Lavender Bars:** This colour can be mated to itself or lavender red bars or dilute lavender chequers. Coloration is almost like the Ice pigeon. Dilute Lavender Chequers can be mated to itself or dilute lavender bars or lavender red bars. Having few numbers of these usual lavender colours I have not tried crossing on different colours.

**Reds:** A bard colour to deal with in terms of getting a good deep rich red that carries through to wing tips. Most reds show ash or a blue wing tip. Watch for this when buying reds. It is very hard to eliminate poor flight colour in reds and yellows. Mate good reds to red and yellow.

**Yellows:** Dilute of red, you can mate to red and yellow. Mating red to yellow often improves both colours. Too many generations of mating only yellow to yellow can result in a pale 'washed out' looking yellow. Avoid using any red or yellow even through colour, if after careful examination, you find even one tiny black feather.

**Ash Red Bar:** I mate these to each other but preferably a cream bar. A true silver bar may also be used. Cream Bar: Dilute of above. I have successfully mated to ash red bar, cream bar or true silver bard.

**Blue Bar and Chequers:** My first blue bar appeared from a pair of blacks that appeared in every way to be straight bred blacks. I have successfully mated these colours to each other as well as to dun bars and true silver bars or chequers. Actually, a blue bar (chequer) x silver bar (chequer) seems to enhance colour of both. Most blue bars are 'smokey' or 'dirty' looking in Lahores, not as in a blue bar Homer. I have only successfully cleared up this problem some that in my cocks and not in my hens. I suspect strict culling plus crossing with true silver bars to clean this up some day. Her again I suspect the 'sooty' factor as the culprit. I have these with blacks bars and bronze bars and mate only black bar to black bar etc.

## THE LAHORE STORY

---

**True Silver Bar and Chequers:** This is a nice colour to have around if you are interested in barred Lahores. I have mated together to dun bars, bars and even cream bars with no ill effects to either colour.

In summarising, I will say these suggestions are only based on my own personal experience. My Lahores are a much inbred strain, 20 years. The few outcrosses I have made to other strains have not been successful. Also the Lahores you have may contain different genetic backgrounds than mine. The Lahore is challenging, difficult to breed, to specialise in. There are so many things to consider in mating excluding colour and colour background of parents. Usually it is availability of a coloured mate that dictates the mating in a loft with only one or two pairs of Lahores. We also have to consider as well as colour quality head marking, type, foot feathering etc. I may deal with this in a further article.

I am interested in new colours in Lahores. I understand there are browns. I have seen an indigo obtained through one of the Homer crosses and possibly others. I am currently working on developing red chequers, black chequers or velvets through Homer and Show Racer crosses. I also have a ½ Lahore and ½ Homer mosaic, basically ash red, silver bar, but one wing has a blue chequer patch. I would like to hear from anyone experimenting with new colours. I cannot stress enough the need for keeping strict records as to the colour of your Lahores.

I personally find having a 3 generation pedigree (with all pertinent comments on all these generations) essential in mating my Lahores. I only breed Lahores and usually breed from 75 to 100 pairs and have ample space and pens to handle my different matings. - FRED LINDNER, USA



*American Lahores*



## THE LAHORE STORY

---

---

May 1983 – article by Tony Roden, including a letter from Fred Lindner, USA

---

We had a very interesting letter from Christine and John Graves which was sent to them by Mr. Fred Lindner of the USA which you will find very good reading. He also sent the American Lahore Standard and the German Standard, which we will send in a separate article.

John and Christine started their breeding in January. Out of 12 young only 3 were retained from the first round, which shows it is very hard to breed to the correct standard.

Also a letter from Mr Kirby of Malton, Yorkshire.

He is breeding from 11 pairs in various colours and hopes to have his birds on eggs by the end of February.

### Now the letter from Mr Linden:

“The American standard for the Lahore has bothered not only me, but others. At one time, they tried to revise it and bring it up to date, however there are breeders in any club who are against change and unfortunately these are usually the ones who wield the most power.

Recognised colours are red, yellow, black, dun and lavender. All others are lumped under A.O.C. I have been dabbling with various odd colours for many years and it is my contention that once a colour has been perfected, it should be recognised as a standard colour. It is an insult to the fanciers who have worked so hard to introduce new colours.

I became interested in the genetic side of Lahores through Dr Hollander whom you have probably heard of through his many articles on genetics. He recently gave me a faded brown bar hen, and a dominant opal cock. I plan to cross these on blue bars and introduce these colours to my collection. He also gave me a pair of pure recessive red pigeons of wild type, for testing different factors. I have many different theories about Lahores and their genetic makeup and if this aspect interests you, we can go into it later.

Now as to my own Lahores, I raise only Lahores, I live in the country on five acres of land have a full set of farm buildings. I have 4 lofts, one which is 20' x 40' and these are divided up into sections which will contain from 4 to 10 pairs. All watering is done from aisles, and the main loft has piped in water and all have electricity. I have about 300 birds, but only mate up 100 pairs.

Working with all these colours requires more birds than one should keep. I have a record keeping system which I previously wrote about in the April Pigeon Journal. Every bird can be pedigreed. I have kept and bred Lahores since I was 9 or 10 years old. I sell very few birds, usually give them away or kill and dispose of them. I have always culled strictly for markings and the type in many of my colours does need improving. I have perhaps 300 trophies but I really don't show that much. I will take these colours in the order you list yours:

Blacks: My strongest colour. I strive and have 'crow black' luster to the feathers, big problem with stained beaks, but have finally discovered after all these years why the beaks are stained. If you look at a bird with a stained beak or wattle you will discover that the line

## THE LAHORE STORY

---

of colour demarcation around the front of the eye comes very close to the front of the eye, the beak will be stained. A bird with cut eye on one side or both has the same effect. My blacks are inbred from 2 pairs, for over 15 years. I had 3 young blacks in a class several years ago and the judge took considerable time to judge the 3 as he didn't know who they belonged to. He stated they looked like 'peas in a pod'. I will have to increase size in all my Lahores because they are going after larger and larger birds. You will note that the best blacks usually have a purplish green sheen. I mate only blacks to blacks or solid duns.

I have lavenders in every shade; my preference is very pale, soft lavender with no trace of reddish cast. I have dilution in my lavenders and the dilute ones are the ones that are the prettiest. To keep track of dilution in lavenders, you must note whether the bird has short or normal down in the nest. You may not have this factor in your lavenders. I also have lavenders with lavender bars, with red bars, dilute lavender milky bars, and dilute lavender chequer. etc. Most Lahore breeders don't even recognise the different factors, patterns and so forth and cull these out as just being poor lavenders, thereby losing the factors which can be useful in breeding to other colours, for instance, a lavender with a red bar, mated to a blue bar will lighten and clean up the smuttiness which is so closely associated with blues and silver Lahores.

All red and yellow are ash dominant reds. As far as I can determine, there is no such thing as a recessive red Lahore. Ashy flights are a big problem in reds. Mating red to yellow is the best mating and tends to improve colour. I prefer a deep rich buff yellow, as in a buff Cochin Bantam. If anyone thinks they have a recessive red or yellow Lahore, mate to blue (wild type or yellow Lahore, mate to blue bar (wild type or homer). If young are red, it is dun ash and not recessive. If young are blue, then it is recessive.

Colours are often not described correctly. My idea of a mealy is basically an ash red barred bird but the shield feathers are penciled. My idea of a strawberry is also an ash red barred bird, but as equivalent blue sooty flecking in the shield, not to be confused with chequering. An ash red bar will have a clean clear shield and two red bars, no penciling, no chequering, no equivalent sooty blue flecking. If you have a cream bar hens, mate these to your mealies, strawberries, or ash reds and mate one of the ash red sons out of those matings back to its mother or any cream bar hen and you will produce cream bars of both sexes. The cocks will most likely be flecked with black in the flights, hens no flecking. My cream bars have the sooty flecking, a problem I am trying to eliminate. You can also mate cream bares to true silver bars and obtain cream bars of both sexes, as well as improve the shield colour in the true silvers. I have been working on blue bars and true silver bars now for about 10 years and am starting to get some real pale, clean blues and good true silvers.

Type is another matter. An understanding of sex linkage with the different colours is also a necessity in working with the odd colours. You are dealing with this when crossing black hens to dun cocks, yellow cocks to red hens, true silver cocks to blue etc. Before this gets too long, I will just list the colours and patterns which I have now in my loft, either perfected or working on. Solid colours of black, dun, red, yellow and lavender. The lavender variation I previously spoke of; lavenders dilute lavender chequers, penciled lavenders and these come with red penciling or darker lavender penciling. I also have blue bars, blue chequers, true silver bars and chequers, dun bars and chequers, ash red bares, cream bars, black T patterns (known as black velvets to R.H. fanciers), also red T patterns, indigo bars, andalusians, I am

## THE LAHORE STORY

---

working also on grizzles from racing homer cross. These consist of grizzled blue, sooty and true silvers, also working with brown and barred.

I have been doing some crossing with both racing homers and American Show Racers, purely for experimentation, but some of the offspring were interesting enough to retain for further breeding. The biggest problem in getting good coloured barred birds is the spread factor. I am also playing with the milky factor and have produced a nice milky true silver cheq cock. I like this factor as it seems to enhance the colour it is bred to. I am also playing around with the toy stencil factor and have so far decided it cannot be reproduced with a black Lahore.

It is very difficult to predict what you will get out of any certain colour cross as you must know the factors involved in your Lahores. My blues, for instance, come with black bars, bronze bars and flights etc. Same with the true silvers. Everyone has different ideas of what colours should be and standards for the Lahore being what they are, do not state emphatically what the colour should be and I feel this is a mistake also. Even in the five standard colours it is largely up to individual preference, and what a judge prefers. That is why I don't show too much. I breed Lahores strictly for my enjoyment, to what I think should be standard, and therefore don't feel that shows are too important. I do try to take these different colours to the shows sometimes just to let people see them.

I think my grizzle will improve to be a beautiful new colour, but mostly here in the US they raise reds, blacks and lavenders. There are about 50-60 members in our club; dues are \$5 per year, monthly bulletins are mailed, often containing articles of interest and you might wish to join for the articles alone. I have 2 large notebooks in which I have tried to record everything I know about Lahores, plus articles etc. It is probably the largest collection of Lahore material anywhere. I also keep feather samples of different birds for comparison.

Winning or losing, it is not fun if you place too much emphasis on only winning or breeding birds that will sell for \$100 per pair. Anyway, Lahores are an interesting and challenging breed. Mismarking problems, stained beaks, etc. are probably always going to be. You will note all the disqualifications in our standard. You find it is hard to attract new fanciers when they may find it difficult to breed a youngsters in the first few years that won't be thrown out of the show. I feel these faults should certainly be discouraged, pointed out, etc. but should be marked down accordingly, instead of disqualified.

If you wish to discuss a certain topic, let me know. There is so much involved that to generalize could turn into a book. Incidentally my blacks are black Carneaux cross 25 years ago; lavender crossed to black does not do any good for either colour. Poor blacks are birds that often are hiding bars of chequers. Poor spread birds in any colour are best not used. I have a black from a friend from a gain run cross. I don't like to sacrifice size for colour and type; the bigger they are the longer, loose feathered they are. The total bird should conform and I think our standard pictures a good type Lahore. I feel it is a mistake to mate any barred to chequered bird to a solid spread colour. I don't care for 'muffs' and a lot of these are starting to be produced here. I think to improve your lavenders in type, go to a good dun, not black, as it will be easier to breed out the dun colour." - FRED LINDNER - USA

# THE LAHORE STORY

---

**June 1983 - article by Tony Roden**

---

We have two standards for the Lahore in this month's magazine. One is the American standard, sent in by Mr Fred Lindner of the USA. The other is the German standard compiled by Mike Mitchell. I think our own standard corresponds very well with the German one, but there is a slight variation which the Americans have included in their standard as you will notice as you read on.

## **Standard for the Lahore as adopted by the American Lahore Club:**

Scale of Points: Total 100

Markings and Design	25
Head and Neck	20
Body and Size	15
Colour	15
Carriage and Station	15
Foot Feathering	10
	100

Maximum Point Cuts:

Mismatching on Head or Neck	20
Mismatching on Body	5
Narrowness of frontal	5
Lack of back skull	6
Excessive length of neck	4
Excessive length	7
Narrowness of breast	4
Shallowness of keel	4

Medium sized (markings and type to take precedence over size).

Point cuts should be based on richness, lack of intenseness and trueness of the various colours. The bird should stand so that the backline forms between 35° and 45° angle with the ground; wing butts should be well covered by the breast feathers. Flights should be carried against the side of the tail. "Washboard wings" or "sideboards" should be avoided. Lack of feathers covering toes or excessive feathers on legs and toes (muffed).

Disqualifications:

White flights and/or coloured tail feathers; white collar (white feathers across the nape of the neck); open faced (band of white feathers across the forehead); cut eye (solid colour across the eye); all beaks other than flesh colour; broken eye or eye colour other than 'bull'; poor condition (judge's discretion).

# THE LAHORE STORY

---

## German Standard

The Lahore comes from the Punjab, today Pakistan, and is a true exotic; it is uncommon, beautiful and as it seemed at first, little suited to our climate. When it appears in the 1870's at first in England and at the beginning of the 1880's in Germany an enthusiastic reception met it. A less friendly fate drove others of these distinctively marked and robust pigeons to Europe. Professor Dr. Heck of Berlin, the well-known Zoologist and Director of the Berlin Zoological Gardens, informed me about a year ago that he had come into possession of about 16 pigeons imported from India. The 16 birds which had been left over as foodstuff from a shipment of predatory animals would therefore not be regarded as proper imports of pure bred pigeons. Of the large number of pigeons which were to serve the imported animals as food, 4 Bhatias and 12 Lahores were left over. These were of quite distinctive corpulence, robust, proud and of powerful build with full prominent breasts, abundant foot feathering, deep posture and long wide feathered rails. Thus we must imagine in any case the first imported Lahores which were brought to Trieste, Vienna and Dresden by the well-known pigeon fancier and breeder, the Austrian ship's doctor, Dr Binder.

What does it matter that some of these imported Indian pigeons had a short compact build, others a more extended build, some were stockinged and others had smooth feet, others again had slightly mottled breasts. They were first exhibited as pure breeds at the 8<sup>th</sup> International Bird Exhibition of 1882 in Vienna by Dr. Binder of Trieste. Other Lahores were shown as Indian imports among other Indian pigeons in London. A little later they appeared in Holland and Denmark and then in every pigeon breeding country. Generally the Lahore pigeon was and is considered as a breed of pigeon that is little bred. Up until the turn of the century there was a little uniformity in its appearance until the long bodied type asserted itself?

As imports from India did not take place for years, the first imports only reached this country again in 1924 and certain degeneration was continually observed. Therefore frequent changes of stock and breeding only with large, mature females was recommended. The aftermath of these variable kinds are still to be observed even today. Yet up to the second world war, more than 200 birds took part in several special exhibitions proof that the Lahore pigeon could not have been so rare, and nor is it today. Value is placed today on a strong, broad, but not too long appearance, a broad, full, well cared and protruding breast, a medium high standing and horizontal bearing on the body with a corresponding underbelly, for the under belly is only sometimes in keeping with a broad strong body, as otherwise the standing appears to high. In this it is like the Strasser.

Thanks to its intensive glossy colour and its unique marking, the opposite of the hen, dappled marking, it could be counted as a colour pigeon. Numerous standard descriptions also treated it as such, even in the 50s and 60s. That they belong today to the fancy pigeon fraternity is a result of their size and shape; colour and markings are secondary characteristics according to the recognized maxim - first shape and size, then colour and markings.

The head of the Lahore is wide and round and the line of the head passes over the steeply rising forehead in a gentle arc over the skull cap and falls slightly down in the nape of the neck. The large eyes are deep, dark brown, the rim is narrow and well supplied with blood. Through this the vitality and temperament of the pigeon becomes apparent. Pale, light eye rims make the bird appear lifeless. The beak is of medium length and strong and pure white in all colours. In young birds a slightly dark tinge to the beak is no great failing as the

## THE LAHORE STORY

---

colour of the beak becomes lighter with increasing age in any case. In addition, experience has shown that birds with a slightly tinted beak do not incline to spotting. A dark tinge is a sign of surplus pigment; for breeding such birds can be very valuable.

Nostrils are white and inconspicuous. The neck is relatively short, about one third the body length from breast to the end of the tail. The line of the beak should be well visible, a full throat or dewlap is unsightly.

The back is broad, falls somewhat away and is slightly arched. The long and very wide wings are carried closed on the tail which is also long with very wide feathers.

The legs are of medium length and provided with 3 to 5cm long stockings which cover the middle of the toes well. Muffs or too thin foot feathering is undesirable.

The plumage, long, full feathered and loose, lends the pigeon a well-rounded shape. The colours black, red, yellow, silver, blue and black bards, hammered blue, are all recognized. Now and then there are light birds with bars and mottling's. These are the result of crossing and not permissible. The colours should be as deep, regular and glossy as possible. Like all breeds from the East, Lahores are powdered. Thus the colours, especially black, appear more or less dull but one comes across a few blacks with a green sheen.

Because of the colour contrast black birds are the most widespread. With red birds a blood red colour is called for; for an ostensible improvement of the red, black birds have been bred in, and still are. Crossed birds are recognizable from their dark, often sooty colour, and from the blue tinge on the wing tips. The colour of the yellows should be intense. Occasionally a red Lahore is bred in, so that the wing tips are of a deep yellow.

A very delicate silver colour is difficult to breed, for either the colour is so faint or the ends of the feathers are surrounded by a dark fringe which makes the colour shade appear cloudy. Birds of hammered colour were bred from Strassers originally. They are rarely seen in this country but in East Germany they are to be found in perfection. The marking is typical. It is the so-called mantel marking, throat, front of the neck, breast and belly, foot plumage, tail and the under part of the black are pure white. It is the so-called 'bridge'. On the contrary, forehead, crown of the head, neck, nape and back of the neck, upper back and wings are coloured. A well-rounded neck marking is present.

The breed can be kept in aviaries or free flying. It flies well although not exactly artistically. It is very tame and sociable in the cote and one may reliably expect 4 to 5 broods each year. Rearing of young is without problem. The Lahore requires no strict feeding as is often the case with other breeds. - TONY RODEN

## THE LAHORE STORY

---

### Feathered World Magazine - April 2004 - Letter from Germany - Mick Bassett

---

At the moment I appear to have four pair black Lahores settled, that's two pair with babies and two pair with eggs. Another pair insisting on nesting by the door, this time one that opens inwards. What is the fascination of nesting in the doorways? There is no excuse, as they have plenty of nest places. With Lavenders (Silber here), five pairs on eggs and young, another pair thinking about it (typical Lahore, they are just sitting there looking bored and broody) and several spare hens. But I have never found spare hens any problem and handy to switch pairs later. Eight pair Mookees, found sitting, four thinking about it and possible two more pair still undecided. I have always found with young Mookees and Lahores they breed better when the weather is a bit warmer, older established pairs don't seem to mind when they breed.



*Bath time for Mick's pigeons*



*Mick Bassett's Lahores in Germany 2004*

# THE LAHORE STORY

## Club Members (Past and Present) and their Achievements



*1984 - Stafford Show  
John Graves receiving award for BIS*



*Winner of the 'Best Young Fancy Bird in Show' award at the recent East of England Show's pigeon section, sponsored by Intervet UK Ltd, was John Graves of Chatteris.  
Mr Graves is seen here with his winning bird, receiving the Jim Chivers Memorial Challenge Cup From Mrs Jean Chivers of Dullingham.*

*John Graves - Aug 1988 - East of England Agricultural Show - Red Hen Lahore, which also won BIS at Suffolk Championship (same year)*



*John & Christine Graves  
November 1986 - East of England Autumn Exhibition - BIS - Red Hen Lahore (won 15 NPA Certificates)*




*Powerful Black Hen bred in the 1990's by John Graves.- Notice front width of body*



*BIS Suffolk Show - Yellow Cock Lahore bred by John Graves - Judged by John Surridge*



# THE LAHORE STORY



*Best in Show at Cleveland, Arnison & Richardson's red Lahore*

*September 2004*




*'A champion black Lahore' bred in 1972 and a winner of 17 Challenge Certificates, also won 2 first, 1 second in 3 shows in 1978-79 season.*

*June 1981 - Picture from Pigeon & Pigeon World - Ralph Sargeant's Black Lahore*



*August 1993 - Royal Lancashire Show  
BIS in Fancy Pigeon Section - Len  
Dulson with his 1991 Black Lahore Cock*



*Left to right 'The Light Blues' John Allen,  
Dennis Ison and Michael Manser, the Show  
Secretary.*

*Nov 2009 - Great Gransden Show*

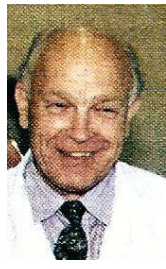


*November 1995 - East of England  
Autumn Exhibition Show organised by  
John and Marion Graves.  
Picture of Len Mileham a Lahore  
Breeder (with Marion)*

# THE LAHORE STORY



*Bill Lindburn –  
September 1984*




*Pat Pratt*



*Ken Shaw*



*John Allen*



*Peter Bush*



*Paul Eacott*



*John Ross*



*Sue Vine*



*Michael Mitchell*



*David Richardson*



*Mac Tosh*



*Ralph Sargeant*



*Kevin & Christine Keeler*



*John and Marion Graves*

# THE LAHORE STORY

## Marleen Brouwer at work in her studio in The Netherlands



Marleen Brouwer at work in her studio in the Netherlands making a Bokhara replicas for the forthcoming International Bokhara Trumpeter Club which took place in Den Haag, Holland on 20/22 Nov 1998. Marleen has also produced some wonderful Lahore replicas (see above)



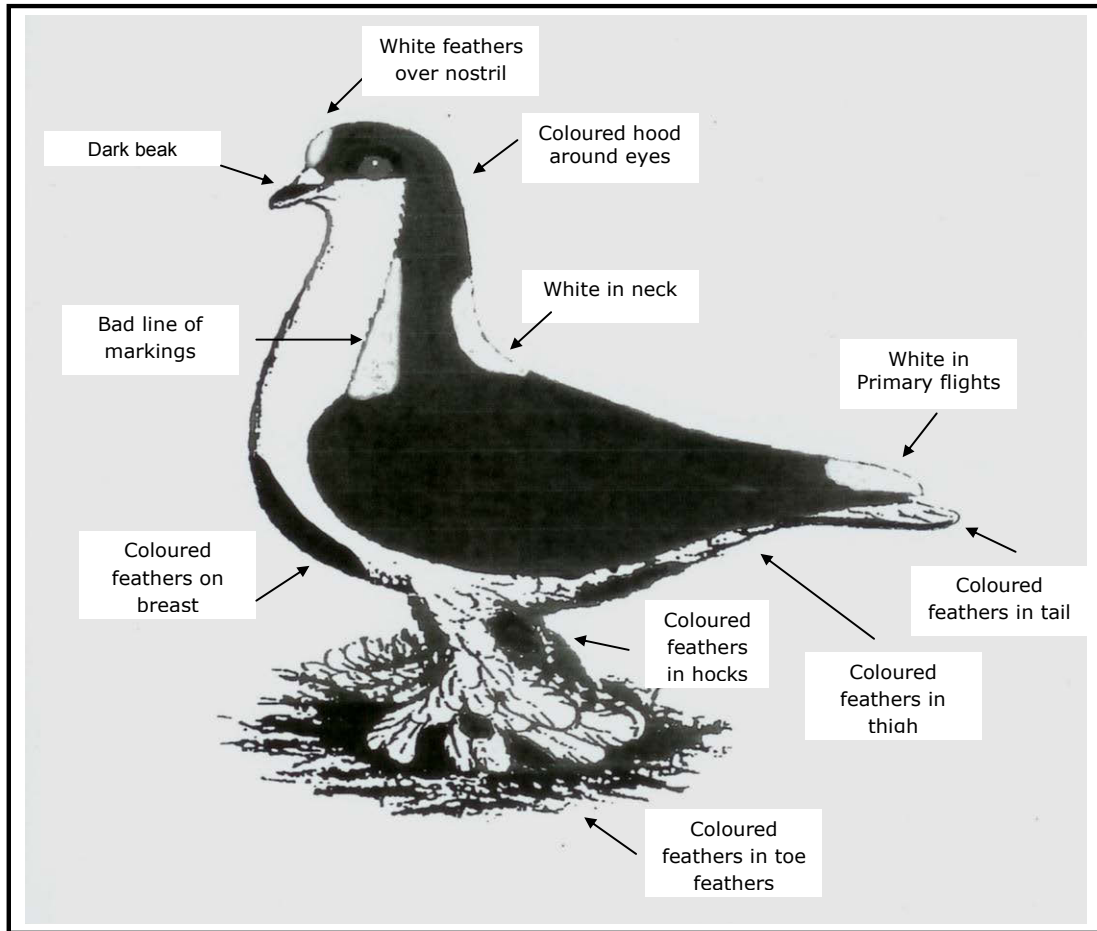
Lahore models above were produced by Meÿe Hÿweege from Beijerland, The Netherlands



Example of a medal presented at a European Shows

# THE LAHORE STORY

## Major Faults to look for when judging a Lahore today



## Below is a perfectly marked Lahore



**Breeding Faults**



*Ideal Lahore*



*Too many coloured tail feathers (You can breed from one coloured tail feather, but no more)*



Coloured Flights



White flighted Lahore  
**(NO WAY SHOULD YOU BREED FROM THESE)**

The following are examples of Lahores that **SHOULD NOT** be used for breeding:-




Example of everything that is wrong for breeding  
**NO WAY SHOULD YOU BREED FROM THIS TYPE OF LAHORE**



White feathers through back of neck

# THE LAHORE STORY

## Eye, Cere, Wattle, Neck and Beak Faults




*Good Eye Cere*




*No Red Eye Cere*



*Black colour through Eye*



*Colour through eye & also black beak*



*Staining on wattle, good as young bird*



*White blaze*



*Black beak*



*White in eye, commonly known as a split eye. A good eye should be dark in colour*



*Ideal Eye marking*



*Reasonable Eye marking*



*Poor Eye marking*



*Very poor Eye marking*




*Too much white in neck*



*Too much white on back of head*

# THE LAHORE STORY

## Major Faults on top of Head



*Ideal Head, nice and round*



*No rise on front of Head*



*No Back Skull*



*Flat and not round*

## Foot feathering



*Ideal Foot Feathering*




*No Hock Feathers*




*Lack of Foot Feathering on feet*

# THE LAHORE STORY

## Stance and Body Faults



*Ideal Stance*



*Stance - too upright*



*Body not protruding enough from wing  
butt and no hock feathers on the leg*



*Stance - too long*



*Split tail feather*



# THE LAHORE STORY

## Trimming a Lahore (by John Graves)



Trimming items: -  
Scissors, Tweezers, Nail File and Nail  
Clippers



**The Yellow Lahore above is a beautifully trimmed Lahore  
Black Lahore is not trimmed, but with a little effort it could look the same as the  
yellow Lahore.**

My first encounter with trimming was with the late Ken Shaw. He taught me how to trim a Lahore with scissors. It took me a little while but I soon picked it up. You basically cut the bottom of the quill, but leave a little of the quill under the skin. I have used this method for the past 25 years. You soon learn which feathers to take out to get the straight line.

Another way to trim is to cut clean through the centre of the feather with a pair of scissors. This method is carried out by German and Dutch fanciers. UK fanciers are not allowed to use this method, but this may change in the future.

Another example of trimming was taught to me by an American Pigeon breeder, John Heppner. I remember sitting with John in his loft and he showed me how to pull feathers out by using your fingers and thumb, making a straight line. This method I use today as I have arthritis in my hands now and find it increasingly difficult to use the scissors to trim. There is a tendency to over trim which means you leave gaps and the judges do not approve of this.

Hold the Lahore between your legs and gently trim. Make sure you allow yourself sufficient time for this process

I feel that you should try to trim a Lahore. Being a judge myself, I would appreciate that an exhibitor has tried to improve the look of the Lahore.

A perfectly trimmed Lahore is something to be desired.

# THE LAHORE STORY

---

---

## The Lahore by John Graves

I first came across the Lahore pigeon in 1979 when I visited the East of England Agricultural Show in Peterborough.

I noticed that all the Show prize cards detailed the same name, i.e. Pat Pratt and I therefore assumed that all of the birds belonged to Pat, but in fact Pat was the judge on the day and the cards were actually signed by Pat. I later found out that the Lahores being exhibited on the day belonged to Ralph Sargent. I introduced myself to Ralph as I was very interested in buying the Lahore pigeon. Ralph did not have any for sale on the day and said that I would have to wait for a year before he was able to let me have some.

I immediately fell in love with the Lahore pigeon and to improve my Lahores I also bought birds from Sue Vine, Len Mileham, Michael Mitchell, and Pat Pratt and gradually built up a stud of Lahores in various colours. The birds were totally different in the early years, they did not have the red eye cere that we look for today and the foot feathering wasn't as thick as it is now.

I have kept Lahores for the past 32 years in all the different colours and travelled around the world, e.g. Australia, USA, Canada, South Africa, The Netherlands, and Germany. Today the Germans and French Lahores seem to be the best.

Several years ago I judged at the USA Lahore Club Show which was held in Oklahoma. The winner on the day was a young breeder called Virgil Smith. He won with a Yellow Lahore Cock and it was the first time that he had won ahead of his father and all the other members of the Club. He was overwhelmed with emotion and even shed a few tears on the day.

In December 2009 I visited the German Lahore Club Show which was held in Frankfurt. There were 500 birds exhibited, which included birds from France and Bavaria.

My favourite Lahore colour is RED, not sure why, I just like this colour.

# THE LAHORE STORY

---

---

## The Lahore Club Secretaries

1967 - 1970	R Bowers
1970 - 1976	T V Barford
1976 - 1979	Pat T Pratt
1979 - 1982	Michael Mitchell
1982 - 1990	John & Christine Graves
1990 - 1996	Roy Burt
1996 - 2000	Christine Keeler
2000 to present	John & Marion Graves

# THE LAHORE STORY

---

---

## Formation of the Lahore Club

As a result of enquiries made by Mr T V Barford it was decided that sufficient fanciers had enough interest to form and maintain a successful Club. The Club, to be known as The Lahore Club, was formed and affiliated to the NPA in 1967.

The following fanciers were contacted with a view to their becoming members, should they agree with the formation of a Club: Messrs J H A Allen, Bayley, R Bowers, A Cooper, Freeman, D Ison, Jones, A L Lawrence, Lewis, J R O'Reilly, R D S Main, M Reynolds, Ripley, A Sargent, Sharp, K Shaw, P K Smith, Wheeler, Woolf.

The Club was formed with the following found members:

Mrs N Allan, Messrs J H A Allen, T V Barford, R Bowers, A Cooper, D Ison, A L Lawrence, C S Magee, R Main, R D S M ain, J R O'Reilly, M Reynolds, A Sargeant, R Shakeshaft, A Shaw, K Shaw, P K Smith.

After a postal ballot the following officers were elected, NINE papers being returned, one returned late.

President:	C S Magee
Vice President	J R O'Reilly
N P A Representative	T V Barford
Secretary	R Bowers
Club Show Judge	C S Magee
Club Show Venue	Reading
Committee	Messrs Allen, Lawrence and Cooper

# THE LAHORE STORY

---

---

## The Lahore Club Rules (current)

1. The Club shall be called "The Lahore Club".
2. The object of the Club shall be the improvement of the Lahore pigeon with the clear understanding between the breeders and the judges to this end.
3. The business of the Club shall be conducted by a President, Vice President, Hon. Secretary/Treasurer and a Committee of 3 members and 3 to form a quorum, to be elected yearly by postal vote or at the Annual General Meeting by ballot if necessary.
4. The Hon. Treasurer shall present to the AGM a copy for the financial position of the Club up to the 30th September, which date shall be the termination of the financial year.
5. The Hon Secretary shall present the minutes of the work of the Club and shall present them to the AGM of the Club.
6. The annual subscription shall be £6.00 and £3.00 for junior members aged 10 to 16 years payable in advance. Members out of benefit shall forfeit all privileges and interest in the Club property.
7. The Club shall be a member of the National Pigeon Association and shall appoint a Club delegate.
8. The Club judges must appear on the National Pigeon Association Club Register. The judge or judges of the annual Club show shall be elected by ballot, who shall on election signify his or her willingness to accept the honour.
9. The special awards of the Club shall be allotted to shows approved by the Committee and be awarded only to fully paid up members of the Club. Rosettes may be for open competition.
10. Partnerships are jointly eligible for Club awards and on dissolution of the partnership revert to the status of new members.
11. The Club shall not be dissolved without the consent of two-thirds of its members, confirmed at a special meeting of the Club called for this purpose.
12. Any matter not covered by these rules may be submitted in writing to the meeting of the committee, whose decision shall be final in all cases.
13. That all members shall be given a copy of the Lahore Standard

# THE LAHORE STORY

---

---

## The Lahore Club Standard (current)



### Origin

For a very long time it was bred in the area of Lahore in the North West Front of India (Pakistan) and imported into Germany around 1880. It became popular at the beginning of the 1960's

### Overall Impression

Quite a large but not too long a pigeon, free stance and almost horizontal body posture. Striking through its unique markings which are not to be found on any other pigeon

### Head

Large, wide and well-rounded on the top without flatness. Forehead as steep as possible

### Eye

Large, dark, cere small and red

### Beak

Medium length, strong, flesh coloured, small dark traces of pigment on the wattle are not objected to, particularly on young birds

### Neck

Medium length, strong, slightly curved

### Breast

Broad (wide) round and full. The better it is cultured the more value the bird

### Back

Board (wide) slightly sloping away

### Wings

As wide as possible, tight feathers, flights resting on to the tail

### Tail

Medium length, closed, wide feathers with wide quills, straight as an extension of the back, slightly sloping without touching the ground

# THE LAHORE STORY

---

## Legs

Medium length, with free stance, well covered with grouse feathers covering the toes and not exceeding the length of 4 cm, the vulture feathers (hock feathers) on the back of the legs.

## Feathers

Smooth, not too firm and clingy

## Colour

Black, Lavender, Red, Yellow, Cream, Blue with or without Black Bars, Silver with Dark Bars, Blue Chequered, Silver Chequered, Dun (previously call Marbled), Red, Mealy

## Colour and Markings

Black, Red, Rich Yellow, Lavender and Blue colours have a pure colour. Cream with Bars. Dun colours have a dark grey ground colour and more or less equal distribution of yellow markings. Mealies and Red Brown, including the bars. The upper part of the back and wing-shield (as pure as possible), light and clean with light and clean flights. Bib (throat), neck front, crop, breast, the lower part of the back and the tail must be white. Between the coloured head and neck markings and the eyes, must be a sharp dividing line, so that the eyes are free and lying in white colouring. Forehead, frontal and crown, nape, also the top part of the back, including the wings and flights must be pure and rich coloured. Pigeons of the Blue and Lavender colours are allowed to be a little darker in the coverts.

## Faults

Weak body, too long, thin narrow body, too high or too low in stance, hanging wings, open back feathers, dark coloured upper beak, pale eye ceres (with Blue colours this can be tolerated), poor demarcation of the coloured hood, especially round the eyes, white feathers above the wattle, white flight feathers, coloured feathers in the crop, breast and tail areas, very weak foot feathering. Weak colouring in the flights of the Red and Yellows.

## Order of Importance

Overall impression. Body - form and size. Posture and Stance. Markings. Colour and foot feathering.

## Points

Markings	20
Colour	20
Legs and Foot feathering	15
Condition	15
Head and Eye	10
Cere	10
Stance	10

Ring Size: E



## THE LAHORE STORY

---

---

### The Lahore Club Members (current paid up members)

John Graves, Chatteris, Cambridgeshire

Walter J Lee, Buxworth, Derbyshire

John Lillystone, Teesville, Cleveland

Michael Manser, Cambridge

Shaun Raimond, Leeds

Will Rees, Garnant, Nr Ammanford, Carns.

David Richardson, Bishops Auckland

Mac Tosh, Drax, Selby, North Yorkshire

Ray Packwood, Radcliffe, Manchester



# THE LAHORE STORY

## The Lahore Club Approved Judges (current)

THE LAHORE CLUB - JUDGES REGISTER		As at January 2011					
Title	Initial	Surname	Address 1	Address 2	Town	County	Post Code
Mr	P	Allen	26 Manor park		Histon	Cambs	CB4 4JT
Mr	M	Auger	21 Tea Kettle Lane		Stetchworth, Nr Newmarket	Cambs	CB8 9TP
Dr	F	Bartnik	Melanchthonstrabe 11	40597	Dusseldorf	Germany	40597
Mr	F	Bradbourne	22 Tyisha Road	Tumple	Lianelly	Cambs.	SA14
Mr	P	Bush	1 Barton Road	Tilehurst	Reading	Berks	RG3 5NU
Mr	F	Bye	10 Henry Warby Avenue	Elm	Wisbech	Cambs	PE14 0BT
Mr	B	Carveth	2 Chapel Hill		Turo	Cornwall	
Mr	T	Crane	12 Lea Road	Lea	Preston	Lancs	PR2 1TN
Mr	G	Eaton	13 Carisbroke Drive		Corringham	Essex	SS17 7PL
Mr	J	Elsdon	52 Sherwood Rive		Spalding	Lincs.	PE11 1QP
Mr	S	Fawcett	46 Pennine Road		Chelmsford	Essex	CM1 2HG
Mr	K	Goodman	47 Drayton Road		Newton Longville	Milton Keynes	MK17 0BH
Mr	A J	Graves	11 Fairview Drive		Chatteris	Cambs	PE16 6QH
Mr	J	Gregg	57 Trumpet Terrace		Cleator	Cumbria	CA23 3DZ
Mr	R	Henderson	98 Langton Road	Norton	Malton	N. Yorks	YO17 9AE
Mr	D	Ison	Templand Farm		Lockerbie	Dumfriesshire	DG11 1TE
Mr	K	Keeler	30 Ashburton Road	Ickburgh	Theford	Norfolk	IP26 5JA
Mr	D K	Knaggs	New Uplands	Castle Howard Road	Malton	N. Yorks	YO17 0NJ
Mr	M S	Knaggs	New Uplands	Castle Howard Road	Malton	N. Yorks	YO17 0NJ
Mr	W J	Lee	9 Brierley Park	Buxworth	High Peak	Derbyshire	SK23 YNW
Mr	J	Lillystone	18 Carlyle Road		Teesville	Cleveland	TS6 9AU
Mr	M	Manser	4 Radegund Road			Cambridge	CB1 3RL
Mr	M	Mitchell	65 Nursery Lane	Whitfield	Dover	Kent	CT16 3ES
Mr	K	Pratt	7 The Meads	West Haney	Nr Wantage	Oxon	OX12 0LJ
Mr	R	Pratt	7 The Meads	West Haney	Nr Wantage	Oxon	OX12 0LJ
Mr	D	Richardson	12 Lister Terrace	East Wolsingham	Bishops Auckland	Co. Durham	DL13 3LD
Mr	M	Rudd	18 High Lea	Castle Croft	Egremont	Cumbria	CA22 2BT
Mr	R	Sargeant	16 Chapel Lane	Wicken	Ely	Cambs	CB7 5XZ
Mr	D	Tinker	Woodlawn, 102, Bourneview Road	Netherton	Huddersfield	W. Yorks	HD4 7JZ
Mr	Mac	Tosh	4 Highfield Villas, High Street	Norton	Doncaster		DN6 9EJ
Mrs	S	Vine	Boscadjack Green	Trehear	Helston	Cornwall	TR13 0HH
Mr	B	Watts	6 Orchard Way	North Crawley	Newport Pagnell		MK16 9LU

# THE LAHORE STORY

## The Lahore Cups/Trophies and Shields (current)



Len Dulson Cup for Best Lahore



Christine Graves Memorial Cup for Best Lahore



The Ralph Sargent Fenland Trophy for Best Lahore  
*(property of the Suffolk Club)*



TV Barford Trophy for Best Young Lahore



Best Black Lahore



The Unsworth Cup for Best Young Lahore



Deacon Cup for Best Young Lahore



Best Red Lahore



Ron O'Reilly Cup for Best Young Lahore



Mr & Mrs Roy Burt Trophy for Best Blue Lahore



Best Yellow Lahore



Best AOC Lahore



Michael Edwards shield for Best Lavender Lahore

# THE LAHORE STORY

## Colour Breeding Article

I hope that this colour breeding article will be of some help. It is an attempt to give, in the simplest terms; a list of colours normally seen in Lahores, how you can mate them, and what results may be expected. The reds and yellows are recessive, and not to be confused with the dominant ash reds and yellows, mealies and creams, which do not breed the same. Some of the crosses I have done only once, cross No. 51 was done by Mr Len Dulson. Letters in brackets indicate the colour that the bird is carrying, e.g. B for Black, L for Lavender, S for Silver and in the Mealy it stands for Blue.



*Black Lahore*

		Cock	Hen
1.	Black x Black	Black	Black
2.	Black x Lavender	Black	Black
3.	Black x Red	Black	Black
4.	Black x Yellow	Black	Black
5.	Black x Dun	Black	Black
6.	Black x Mealy	Ash Red	Black
7.	Black x Cream	Ash Red	Black
8.	Black x Kite	Black	Black
9.	Black (L) x Black	Black	Black
10.	Black (L) x Lavender	Black, Lavender	Black, Lavender
11.	Black (D) x Black	Black	Black, Dun
12.	Black (D) x Dun	Black, Dun	Black, Dun
13.	Black (L) x Black (L)	Black, Lavender	Black, Lavender
14.	Black (D) x Lavender	Black	Black, Dun



*Lavender Lahore*

		Cock	Hen
15.	Lavender x Lavender	Lavender	Lavender
16.	Lavender x Black	Black	Black
17.	Lavender x Black (L)	Black, Lavender	Black, Lavender
18.	Lavender x Meal	Ash Red	Black
19.	Lavender x Red	Black	Black
20.	Lavender x Yellow	Black	Black



*Red Lahore*

		Cock	Hen
21.	Red x Red	Red	Red
22.	Red x Yellow	Red	Red
23.	Red (Y) x Red	Red	Red, Yellow
24.	Red (Y) x Yellow	Red, Yellow	Red, Yellow
25.	Red x Black	Black	Red
26.	Red x Dun	Black	Red
27.	Red x Gold	Red	Red

# THE LAHORE STORY



*Yellow Lahore*

		Cock	Hen
28.	Yellow x Yellow	Yellow	Yellow
29.	Yellow x Red	Red	Yellow
30.	Yellow x Black	Black	Yellow
31.	Yellow x Dun	Dun	Yellow
32.	Yellow x Gold	Gold	Yellow
33.	Gold x Red	Red	Gold
34.	Gold x Yellow	Gold	Gold
35.	Gold (Y) x Red	Red	Yellow, Gold
36.	Gold (Y) x Yellow	Gold, Yellow	Gold, Yellow



*Blue Lahore*

		Cock	Hen
37.	Blue x Blue	Blue	Blue
38.	Blue x Silver	Blue	Blue
39.	Blue x Mealy	Mealy	Blue
40.	Blue x Cream	Mealy	Blue
41.	Blue (S) x Blue	Blue	Blue, Silver
42.	Blue (S) x Mealy	Mealy	Blue, Silver, Dunbar
43.	Blue (S) x Cream	Cream	Dunbar
44.	Blue x Black	Black	Black



*Mealy Lahore*

		Cock	Hen
45.	Mealy x Cream	Mealy	Mealy
46.	Mealy x Blue	Mealy	Mealy
47.	Mealy x Silver	Mealy	Mealy
48.	Mealy x Lavender	Mealy	Mealy
49.	Mealy (B) x Blue	Mealy	Mealy, Blue
50.	Mealy (B) x Black	Mealy, Black	Mealy, Black
51.	Milky x Cream	Mealy	Blue
52.	Milky x Blue	Blue	Blue
53.	Milky x Red Cheq	Ash Red	No Hens bred
54.	Mealy (M) x Blue (M)	Mealy, Lavender, Blue, Powder Blue	Mealy Hen - only one bred



*Silver Lahore*



*Dun Lahore*



*Silver Chequer  
Lahore*



*Blue Chequer  
Lahore*



*Cream Lahore*

# THE LAHORE STORY

Lahores currently in Baghdad - photographs taken by Dick Hamer - Netherlands



*Inside a loft in Bahrain*



*Inside a loft in Bahrain*



*Inside a loft in Bahrain*

**There are many Lahore breeders in Bahrain**



*Free flying Lahore in Bahrain -  
Note no foot feathers*



*Mismarked Lahores*



*A beautiful Almond coloured Lahore*

# THE LAHORE STORY

*Drawings by Dick Hamer - The Netherlands*




*Black Lahore*



*Red Lahore*



*Yellow Lahore*



*Dun Lahore*

# THE LAHORE STORY

*Photographs of French and German Lahores of today*



## THE LAHORE STORY

### *Silver Spoon*

12 solid silver spoons were presented to The Lahore Club Show during the 1960's

We understand that 10 of the spoons are with Ralph Sargeant, one was presented to Ken Shaw's son and the other one to Pat Pratt.

